

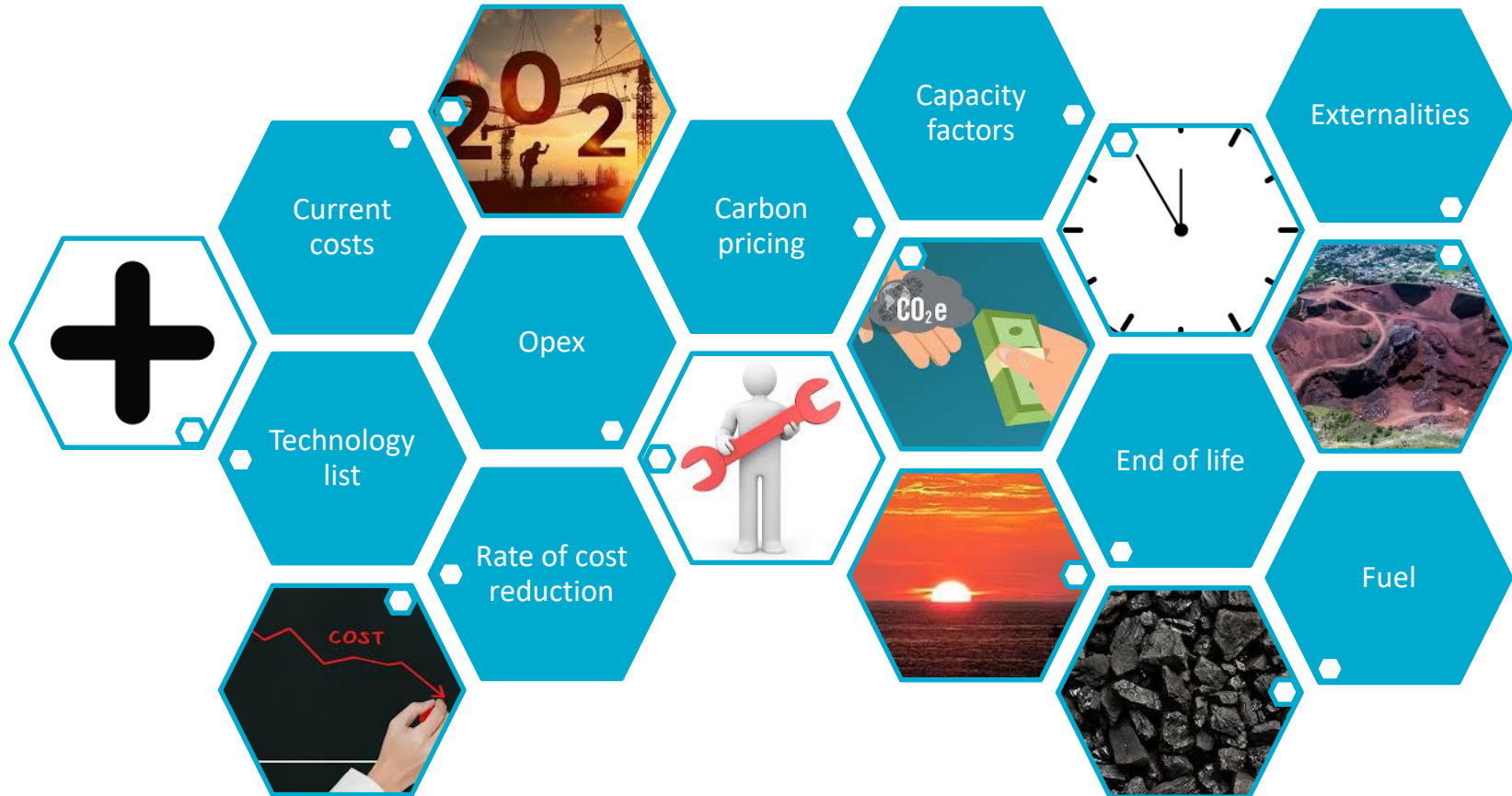


GenCost 2020-21:

Consultation draft  
feedback

March 2021

# Submissions major themes



# GenCost topics with no connection to ISP

- Nuclear SMR
- Global carbon pricing
- Levelised Cost of Electricity (LCOE) input methodology

These will be covered but will not impact AEMO ISP inputs

# Rate of cost reduction

## Input

- Stakeholders believe evidence support faster rate of cost reduction for
  - Batteries
  - Offshore wind

## Considerations

- We have found other studies (IEA) supporting revised assumptions for offshore wind and support this change
- Explore uncertainty in battery learning rate (next slide)
- Historical learning rate is an input. Future deployment and the rate of change in costs is an output of the model. However, batteries are impacted by global electric vehicle deployment assumptions

# Rate of cost reduction

## Input

- Concern that cost reduction range for batteries is too narrow

## Considerations

- We can revisit range of electric vehicle adoption but battery pack is eventually a small component of total costs
- We will look into developing broader range in BOP cost trajectories
- We can explore uncertainty in the battery learning rate by scenario

# Rate of cost reduction

## Input

- PEM electrolysers can fall faster

## Considerations

- No references provided for lower current costs
- Our High VRE scenario consistent with 2025 view (\$750/kW PEM)

# Technology list

## Input

- Stakeholders would like the study to add
  - Compressed air energy storage
  - Non-lithium based batteries

## Considerations

- Projects are very limited or announced only
- Our goal from the commencement of GenCost is to keep the study lean (previous studies became overblown with low deployment technology)
- Not considering any change for 2020-21 but could be considered in future years

# Operating and maintenance cost

## Input

- Stakeholders advise that opex is too high for
  - Batteries
  - Nuclear SMR

## Considerations

- We are considering changes to the way we approach the relationship between opex and battery size
- We agree the variable opex for nuclear SMR doesn't appear to be supported by other sources and will be revised down



# Capacity factors

## Input

- LCOE renewable capacity factors not consistent with REZ information
- Low range of LCOE wind capacity factor is not consistent with observed generation
- Coal/nuclear capacity factors are not consistent with global work

## Considerations

- LCOE analysis requires a range, REZ is an average
- New-build wind will have higher capacity factors than existing
- Coal/nuclear capacity factors reflect real world likely operation not theoretical availability (maximum observed is 80%)

# Coal fuel costs applied in LCOE analysis

## Input

- Assumed coal prices in GenCost are well above existing plant costs

## Considerations

- GenCost exclusively focuses on new-build plant who face higher costs and competition from export market
- AEMO assumptions includes lower coal costs for existing plant

# Externalities

## Input

- Renewables have several additional costs which are not captured

## Considerations

- All technologies imposed additional impacts beyond their delivered cost of electricity
- To compare technologies on a common basis we ignore most externalities
- We did include a new method for calculating the integration costs of renewables as these directly relate to electricity costs and AEMO modelling captures these as well

# End of life period

## Input

- The full technical life for coal plants should be used for all calculations

## Considerations

- Technical life is used in GenCost and AEMO modelling to understand maximum date before retirement (if no investment in life extension)
- Economic life or the period of the loan for LCOE calculations will be shorter than technical life to reduce risk to the financial institution
- If a government investor were to guarantee a longer loan period, then that is an exception. However, we assume standard financing arrangements

# End of life period

## Input

- Battery life warranties are beginning to stretch to 20 years
- Battery life should not be 20 years

## Considerations

- Current assumption – project life is 20 years but batteries is 10
- 20 years not yet standard
- Highlight lengthening battery life in reporting
- Other approaches?

# Carbon pricing

## Why included in GenCost?

- To implement global emission abatement scenarios in our global electricity model
- To represent risk to high emission generation investment in LCOE calculations
- Approach used in GenCost is separate from AEMO ISP

# Carbon pricing: global modelling

Our global abatement scenarios are based on IEA World Energy Outlook scenarios

- IEA publishes carbon prices and other country policies
- We cannot quite match the global emission outcomes in our model because of different global model formulations
- In the draft, we adjusted the carbon price (upwards) until we matched emission outcomes

# Carbon pricing: global modelling

## Considerations

- Increasing the carbon price end point likely has no impact – it's the closure of plant and avoided investment in the early years which leads to the lower emission outcome
- We could raise carbon prices in the early years and keep same end-point
- More consistent with IEA to adjust other policies that result in earlier action, and keep carbon prices aligned



# Carbon pricing: LCOE

## Considerations

- Some stakeholders assumed that our main conclusion in regard to the competitiveness of renewables was only because we included a carbon price
  - The conclusion was in no way dependent on inclusion of carbon prices
- We plan to remove carbon pricing from the LCOE comparisons to avoid confusion

# Battery round trip efficiency

## Input

- Consider increasing RTE over time consistent with approach to capacity factor of wind, for example

## Considerations

- There are existing variations due to level of auxiliary power required
- Reasonable to expect some improvement

# Current cost: Batteries

## Input

- Project due for deployment in 2021 are already lower cost
- Consistent inclusion of contingency costs

## Considerations

- Our current cost definition is backward looking – ideally evidence is from completed projects
- Observing significant variation in completed project costs
- Based on some more recent information could reduce 2020-21 cost by 4%

# Current cost: Large-scale solar PV

## Input

- Reduction has not been as fast when considering
  - Observed EPC prices
  - Increase in assumed in size from 100MW to 200MW
  - Increased obligations to do no harm leading to extra costs to support system strength

## Considerations

- Standard size assumption (are planned project sizes reflecting final build size?)
- Highlight additional costs in the report

# Current cost: Nuclear SMR

- **GHD 2018:** 100% higher than conventional nuclear. Source not well-documented. Appears to be IEA /Nuclear Energy Association *Projected costs of electricity generation 2015* which was reproduced on the World Nuclear Association website.

two SMR-based plants are under construction, one in Argentina (CAREM reactor) and one in Russia (KLT-40s, a floating power plant). Because of their size, the specific per-MW costs of SMRs are likely to be higher (typically 50% to 100% higher per kWe for a single SMR plant) than those of large generation III reactors. However, economies of volume could compensate economies of scale if a sufficiently large number of identical SMR designs are built and replicated in factory assembly workshops. Lower

Pg 159

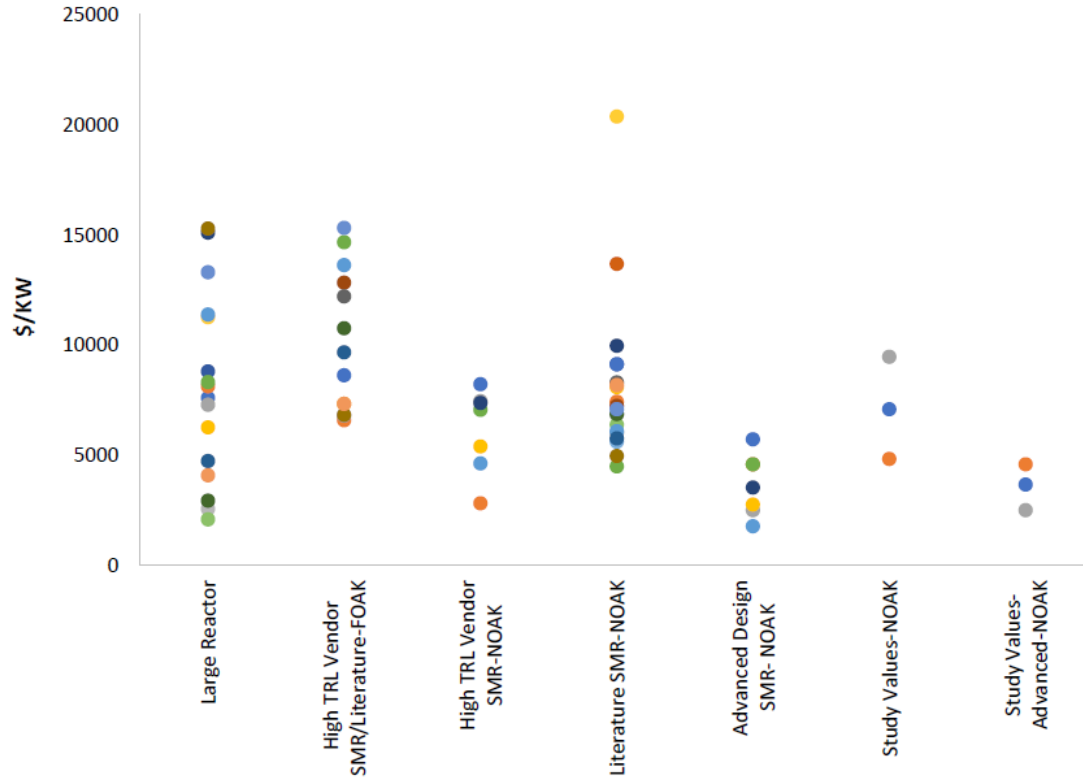
- $2 \times \$US5,600/kW \div 0.7 = \$A16,000/kW$

average of a range which could be between USD 4 530 and 5 600/kW. Pg 41

Current Lazard's cost range conventional nuclear: US\$6,025-US\$9,800/kW  
Take mid-point, 50% premium and 0.75 A\$/US\$= \$15,825/kW

# Current cost: Nuclear SMR

Stakeholders advised this data source is preferable to GHD's estimate



ECONOMIC AND FINANCE  
WORKING GROUP

SMR ROADMAP

The information provided herein is for general information purposes only. The information within this report is provided in good faith, however no representation or warranty of any kind, express or implied, regarding the accuracy, adequacy, validity, reliability, availability, or completeness of any information within this report is made. Under no circumstances shall any party have any liability for any loss or damage of any kind as result of the use of any material within this report or reliance of any information contained therein. Any use of this report and reliance of any information is solely at the risk of the reader. The views and opinions expressed in this report are those of the authors and do not necessarily reflect the official policy or position of any associated organizations or companies.

**EFWG Membership:**

Chair: Nicole Butcher (OPG)  
Co-Chair: Chris Claravino (OPG); Stephen Healey (Natural Resources Canada)

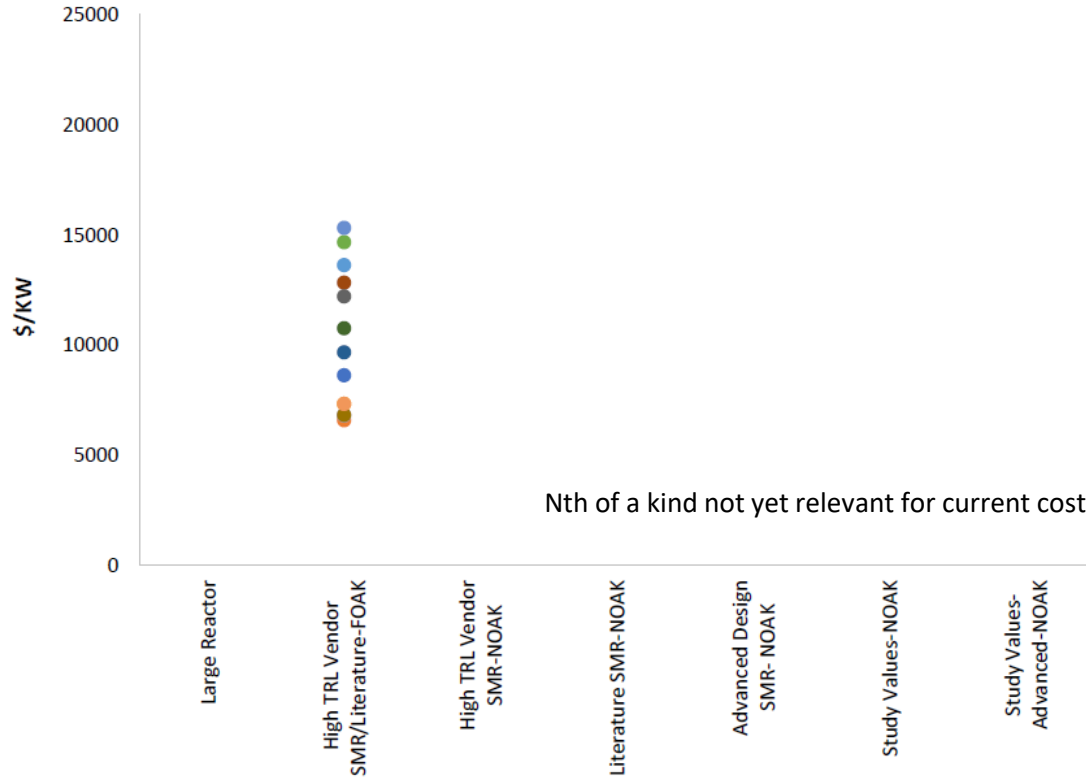
Members: Zohar Anam (Ontario Ministry of Energy), Mit Caplan (MZConsulting), Iain Harry (SaskPower), Alberto Mendoza (Canadian Nuclear Laboratories), Megan Moore (Canadian Nuclear Laboratories), Babarunde Olatunji (Alberta Innovates), Ramesh Sadhankar (Canadian Nuclear Laboratories)

Published 2019



# Current cost: Nuclear SMR

We did consider this source in 2019



Range is C\$6,593 to C\$15,333

In 2019 this converted to:  
A\$7,245 to A\$ 16,849

In this context GHD's estimate remained reasonable

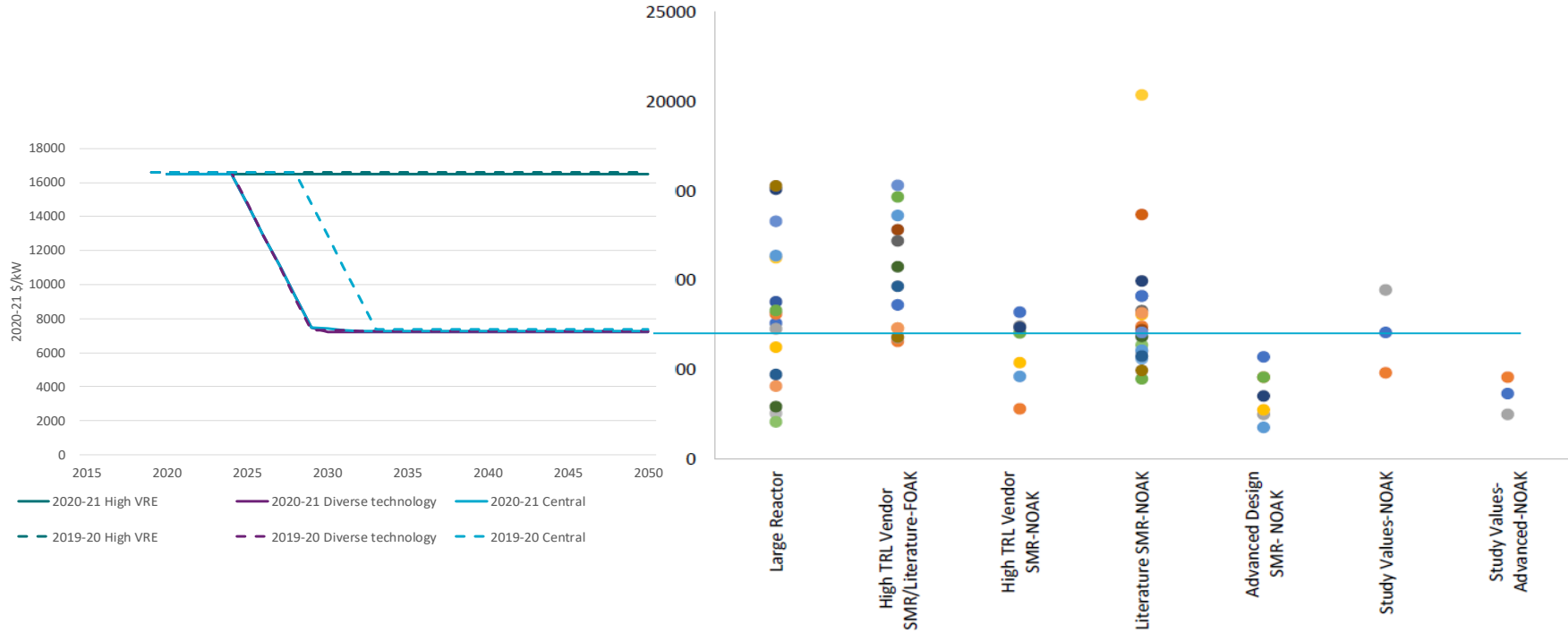
Given Australia's lack of experience in deploying nuclear, it seems unlikely our FOAK would be at the lower end of the range.

# Current cost: Nuclear SMR

- While the first plant would be expensive we agreed there are potential for cost reductions with modular manufacturing
- In 2018 we were not modelling SMR as a separate technology category with its own learning ability outside conventional nuclear
- We invested in GALLM to include SMR and we started to be able to show results with large future improvements in SMR



# Current cost: Nuclear SMR



Also confirming the US EIA Annual Energy Outlook 2021 list SMR as available in 2028 at \$US6,802 or \$A9,069 (0.75 A\$/US\$)

# Current cost: Nuclear SMR

- We can be clearer in the report that we have considered more sources than GHD
- Several submissions proposed we exclude SMR
- Pros:
  - Limited investor interest
  - The project is not likely to invest in major updates
- Cons:
  - The technology will remain in the model because it exists in other countries
  - Reduces transparency of the modelling
- Interested in other views.

# Key questions/discussions

- Are large-scale solar PV costs appropriate? Should a smaller project size be used as the basis?
- Views on the appropriate technical life of the battery component?
- Views on assuming an improvement rate in battery RTE?
- Should nuclear SMR costs continue to be included in the GenCost report?

# Thank you

**CSIRO Energy**

Paul Graham

Chief Economist Energy

+61 2 4960 6061

[paul.graham@csiro.au](mailto:paul.graham@csiro.au)

Australia's National Science Agency

