WINTER OUTLOOK

Victorian Gas Operators Outlook | May 2019

Max Gonzalez - Head of Weather and Climate Services

Winter 2018

weatherzone°

5th Warmest

DAYTIME TEMPS (AUS, Qld, NSW)

weatherzone°

NATIONAL WINTER MEAN

TEMPERATURE

0.51 Deg

ABOVE AVERAGE

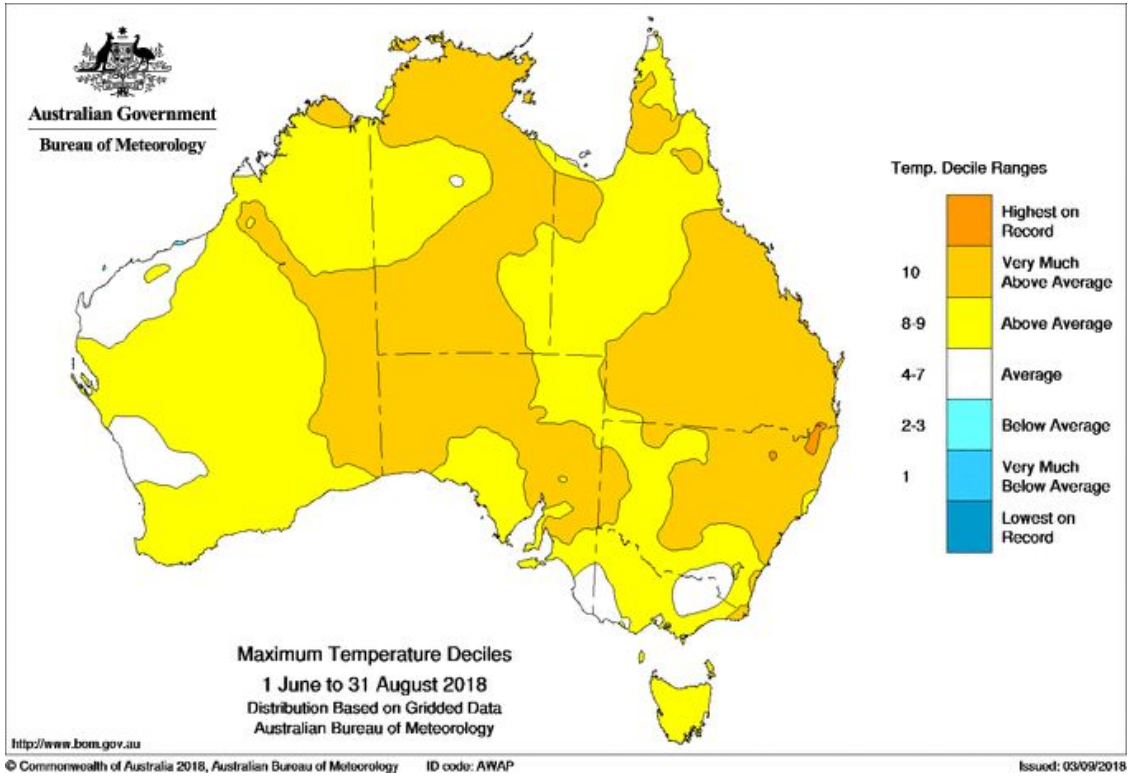

Winter 2018

weatherzone°
National
WINTER RAIN
33% Below

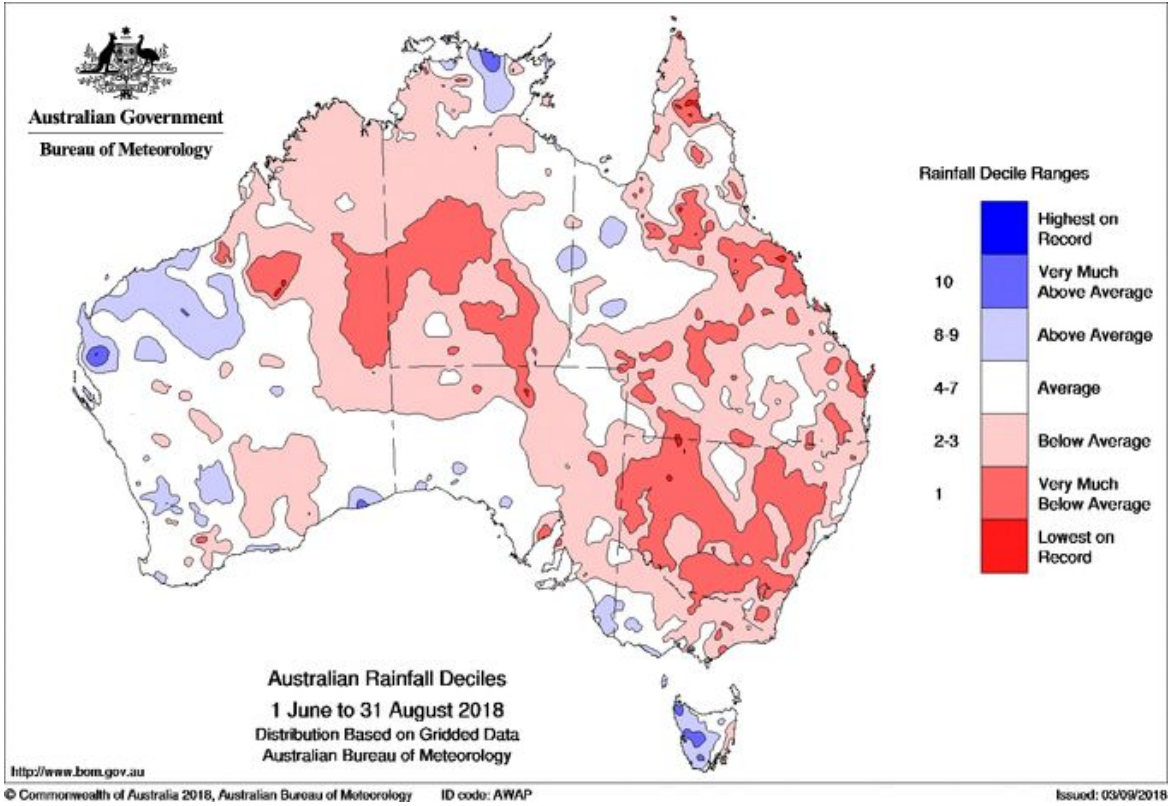
Australian Government
Bureau of Meteorology
Rainfall Decile Ranges
Highest on Record
10
Very Much Above Average
8-9
Above Average
4-7
Average
2-3
Below Average
1
Very Much Below Average
Lowest on Record
Australian Rainfall Deciles
1 June to 31 August 2018
Distribution Based on Gridded Data
Australian Bureau of Meteorology
http://www.bom.gov.au
© Commonwealth of Australia 2018, Australian Bureau of Meteorology
ID code: AWAP
Issued: 03/09/2018

- **Analysis of autumn 2019**
- State of the climate
- Outlook

Cradle Mountain, TAS

Autumn* 2019

weatherzone°
Warmest Summer
On Record
(Previous Warmest: 1.28 Deg in 2012/2013)

weatherzone°
NATIONAL SUMMER MEAN
TEMPERATURE
2.14 Deg
ABOVE AVERAGE

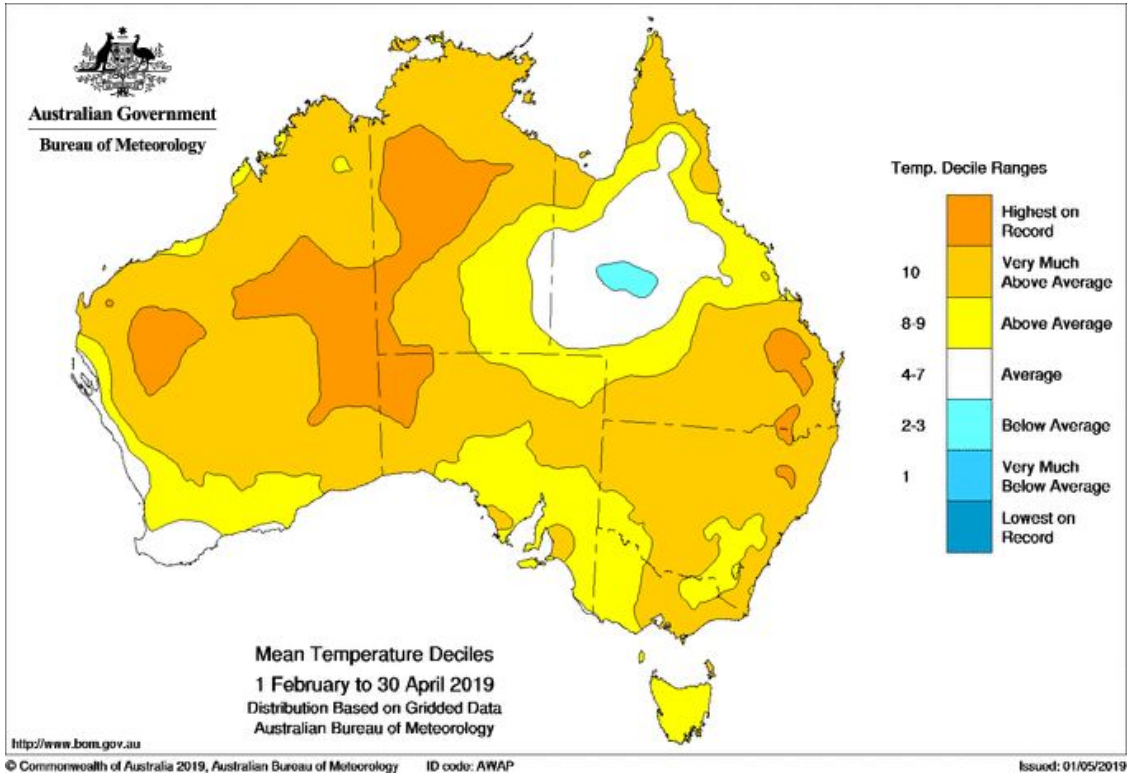
Australian Government
Bureau of Meteorology
Temp. Decile Ranges
Highest on Record
10
Very Much Above Average
8-9
Above Average
4-7
Average
2-3
Below Average
1
Very Much Below Average
Lowest on Record
Mean Temperature Deciles
1 February to 30 April 2019
Distribution Based on Gridded Data
Australian Bureau of Meteorology
http://www.bom.gov.au
© Commonwealth of Australia 2019, Australian Bureau of Meteorology
ID code: AWAP
Issued: 01/05/2019

Autumn* 2019

weatherzone°
National
Summer Rain
32% Below

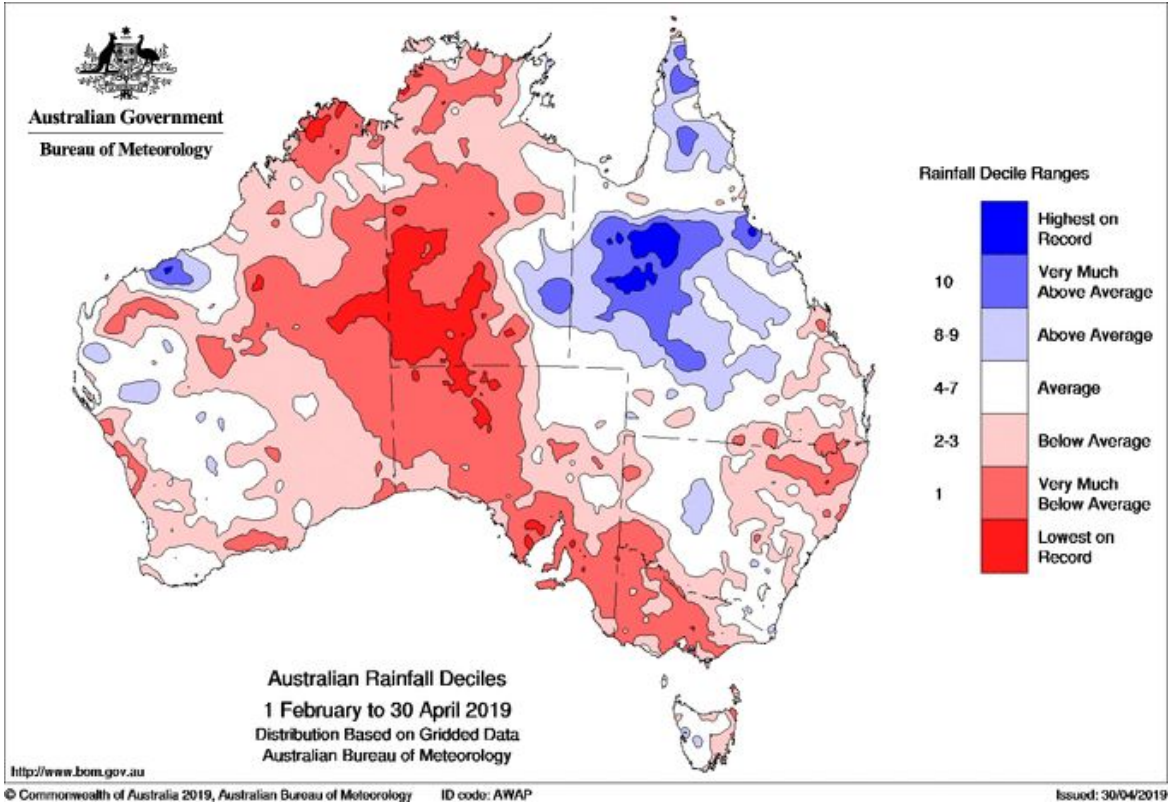
Australian Government
Bureau of Meteorology
Rainfall Decile Ranges
Highest on Record
10
Very Much Above Average
8-9
Above Average
4-7
Average
2-3
Below Average
1
Very Much Below Average
Lowest on Record
Australian Rainfall Deciles
1 February to 30 April 2019
Distribution Based on Gridded Data
Australian Bureau of Meteorology
http://www.bom.gov.au
© Commonwealth of Australia 2019, Australian Bureau of Meteorology
ID code: AWAP
Issued: 30/04/2019

- Analysis of autumn* 2019
- **State of the climate**
- Outlook

Cradle Mountain, TAS

ENSO

NINO3.4 Index = Average SSTs across the 3.4 region

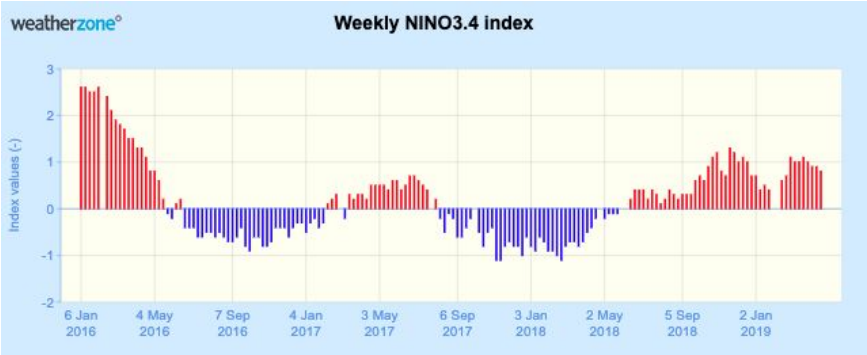

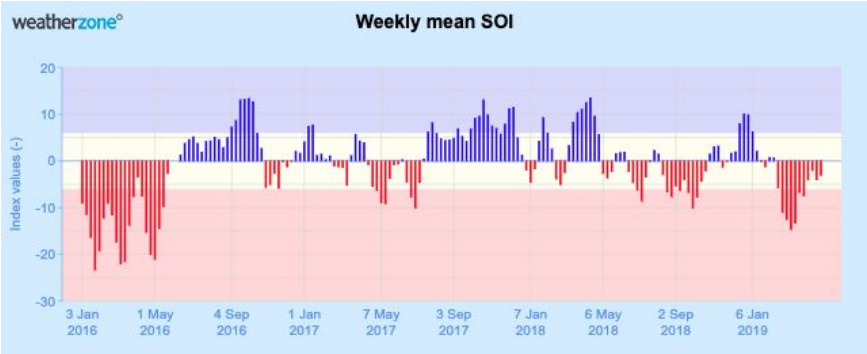

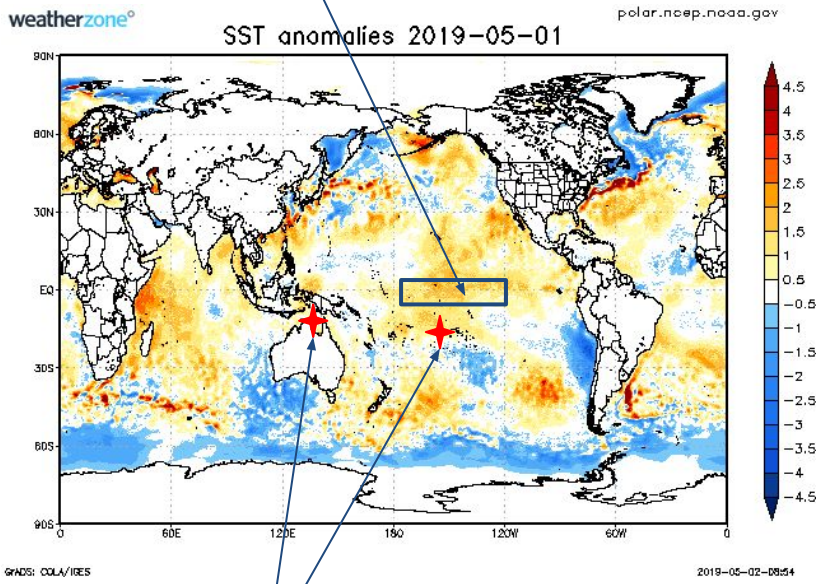

SOI = Atmospheric pressure difference between Darwin and Tahiti

ENSO Outlook - NINO3.4 Index

Current International Consensus

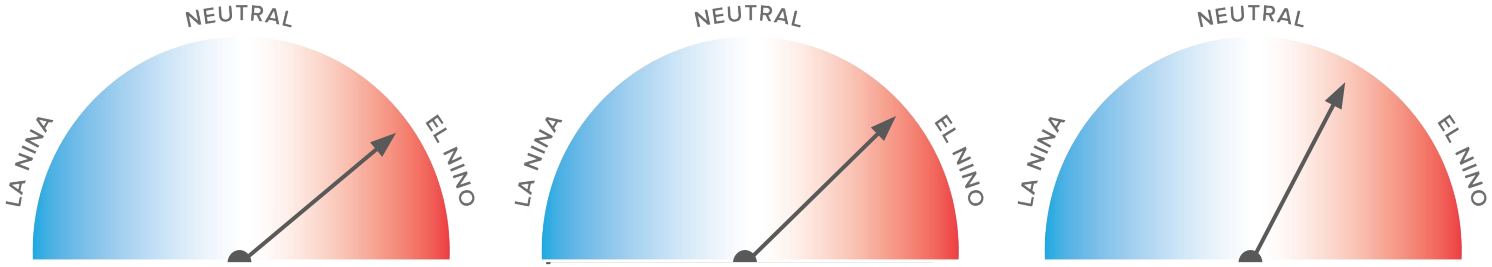

May

NINO3.4 Index: 1.0

July

NINO3.4 Index: 0.9

September

NINO3.4 Index: 0.7

*"For a **La Nina (-0.8)/El Nino (+0.8)** to be declared, thresholds need to be met for at least 3 consecutive months"*

IOD Outlook - IOD Index

Current International Consensus

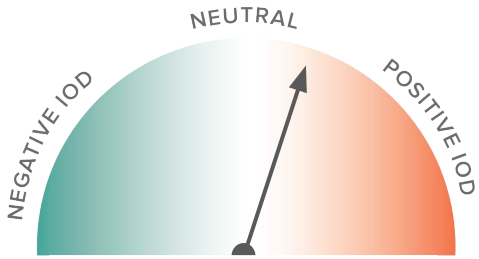

May

DMI Index: 0.2

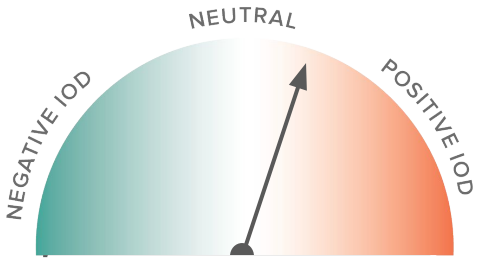

July

DMI Index: 0.2

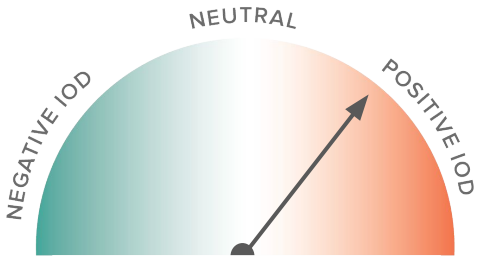

September

DMI Index: 0.5

*"For a **Negative (-0.5)/Positive (+0.5)** to be declared, thresholds need to be met for at least 3 consecutive months"*

IOD Outlook - IOD Index

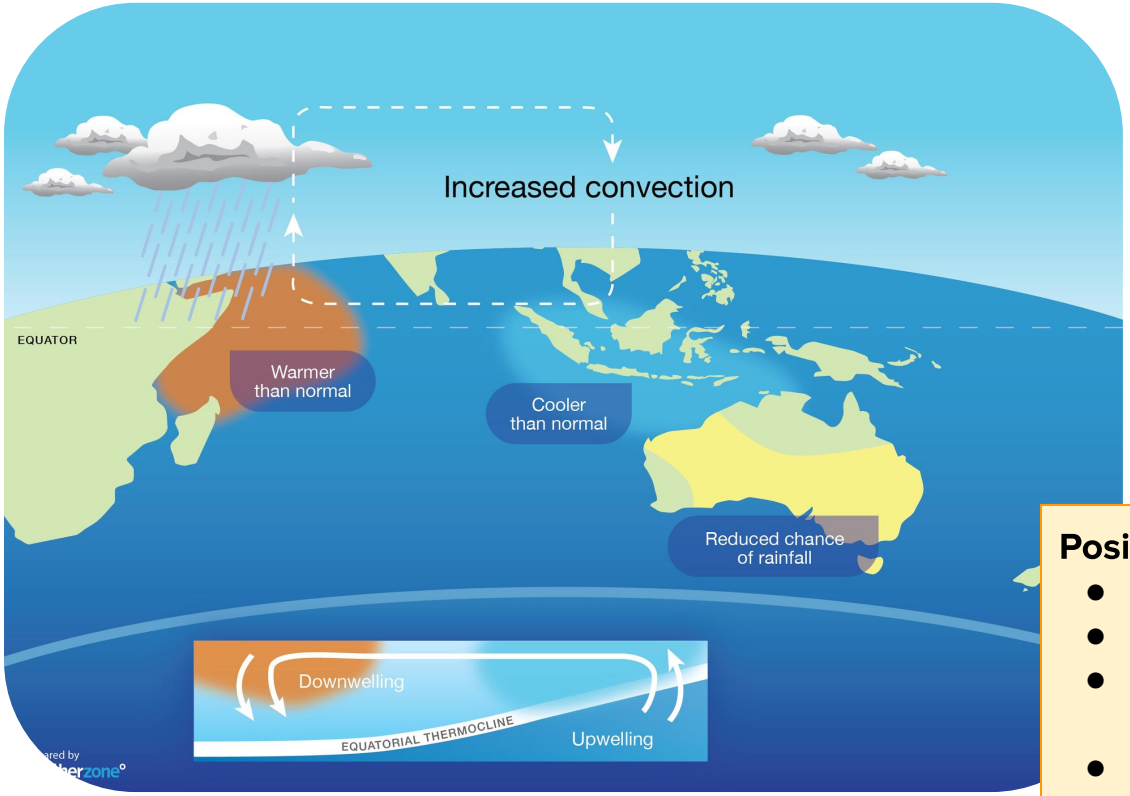

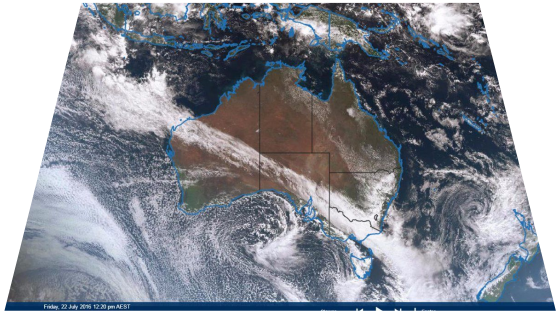

Positive IOD:

- SST gradient across the Indian Ocean
- Less moisture in the NW
- Decreased rainfall across central and SE AUS
- Decreased numbers of NW cloudbands

Climate Summary

ENSO conditions = El Nino Alert***

SAM = Trending +ve

SSTs = Cooler in the W, Warm in the E

IOD = Potential Positive event

Most models are favouring El Nino-like conditions throughout the austral winter

- Analysis of autumn* 2019
- State of the climate
- **Outlook**

Cradle Mountain, TAS

National Outlook - JJA

Maximums

Minimums

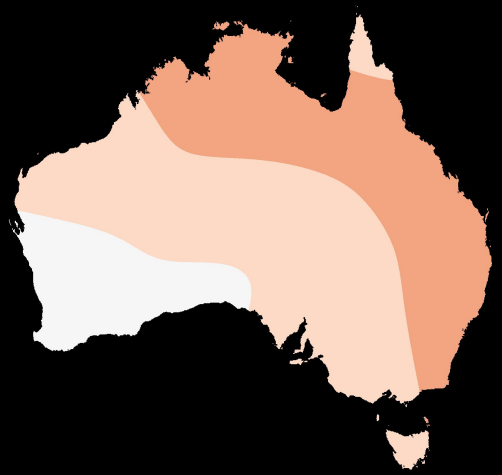

Decile

MELBOURNE

Maximums

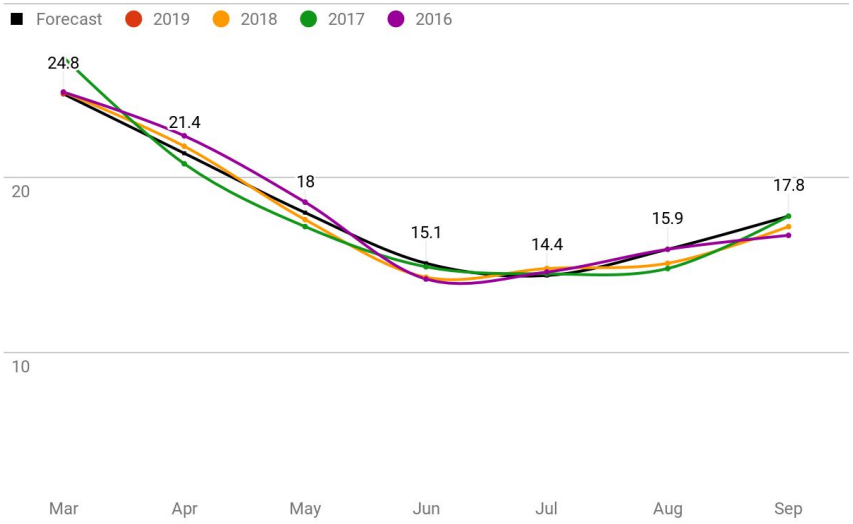

Minimums

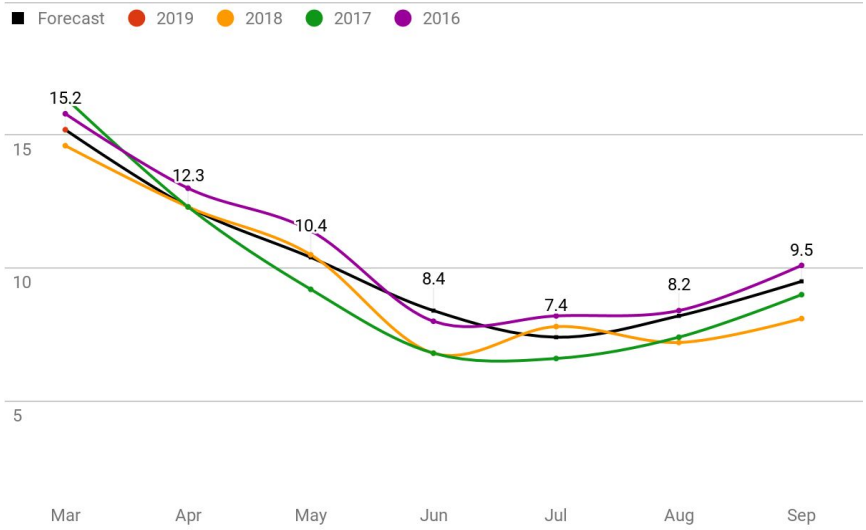

Forecast Anomaly (1981-2010 mean)

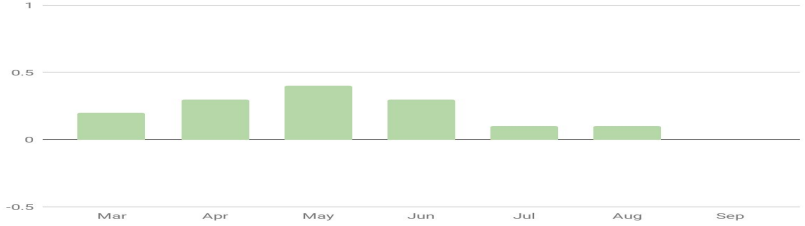

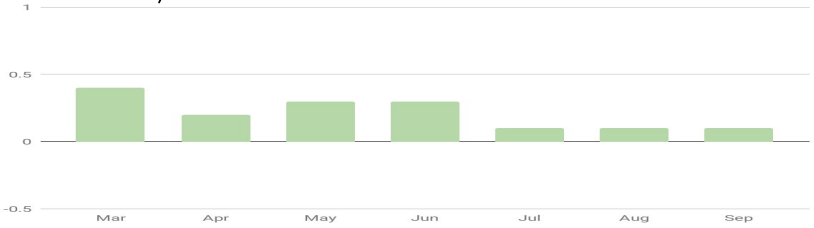

MELBOURNE

EDDs

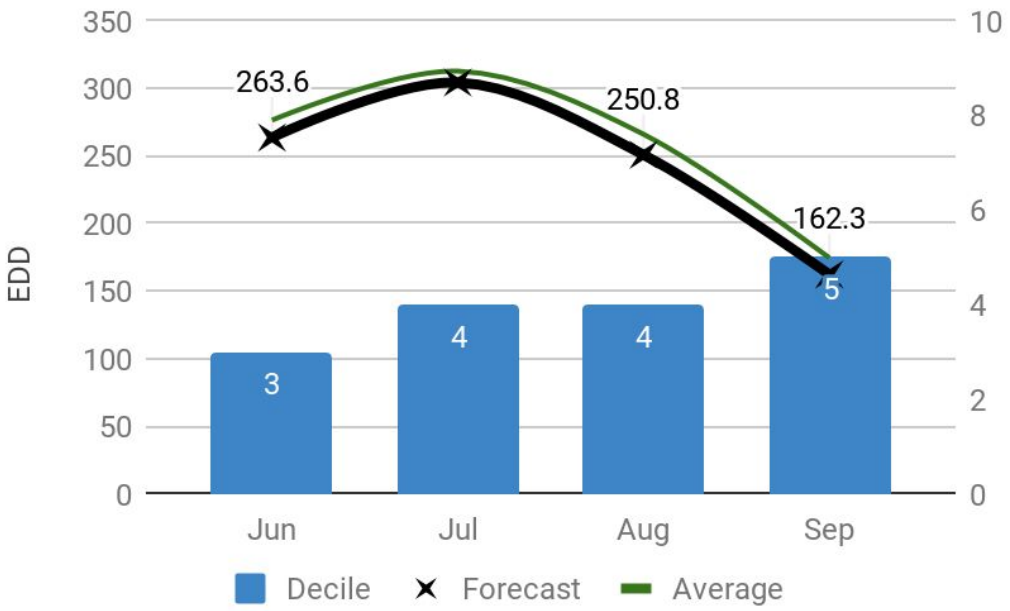

MELBOURNE

Cold Days <12 Deg (Jun-Sep)

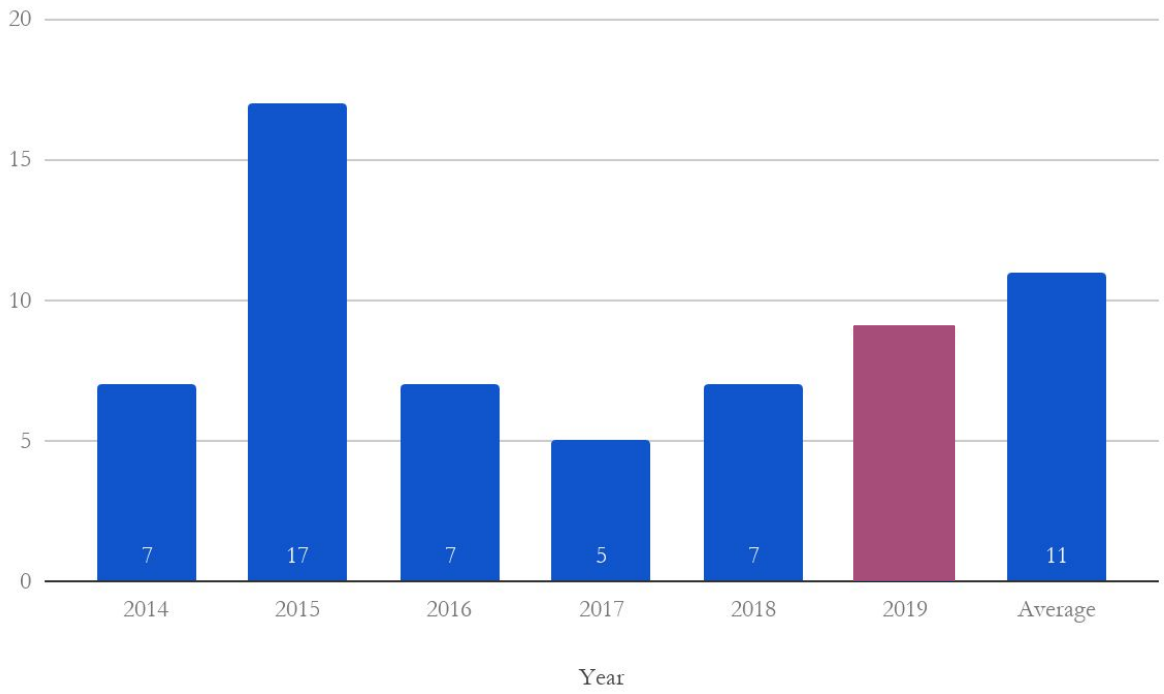

National Outlook - JJA

Rainfall

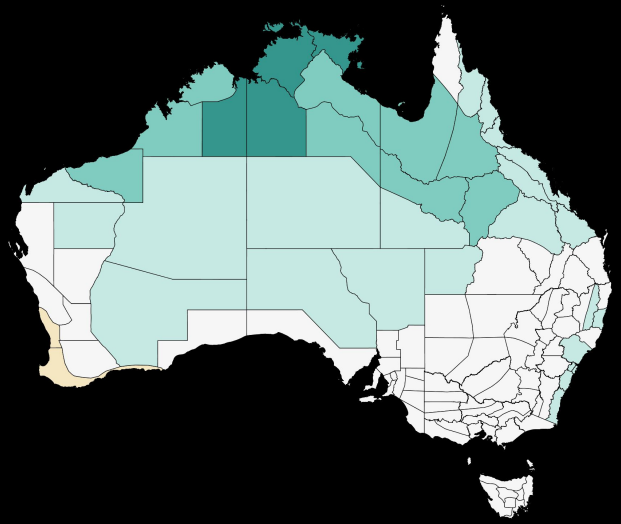

Decile

1	2	3	4	5	6	7	8	9	10

Winter

Warmer than average temperatures for most of Australia.

- Warmer days are more likely over northern and eastern Australia.
- Warmer nights favoured across the east and south, especially along the coasts.
    - Clearer skies and low humidity could increase the risk of cooler nights further inland.

Average-to-below average number of extreme cold days

- Cold snaps are always a chance.
- These cold snaps are likely to be perceived as significant.

Average-to-below average rainfall is favoured for Australia's southern half, with average-to-above average rainfall for the north and eastern seaboard.

Questions?

Max Gonzalez
Weatherzone
Level 5, 8 West Street
North Sydney NSW 2065
T +61 2 9965 9261
E mgonzalez@weatherzone.com.au