



AUCTION REPORT 2020 Quarter 2

PREPARED BY: ANDREA JENSZ

DATE: 14 August 2020

FINAL

Approved for distribution and use

Chin Chan
Manager – Market Management

Date: 11 August 2020

Contents

1.	Introduction	4
2.	Participation	4
3.	Auction Conducted	4
4.	Auction Results	4
4.1	Settlement Residue Auction Units	5
4.2	July to September 2020 (2020 Quarter 3)	6
4.3	October to December 2020 (2020 Quarter 4)	7
4.4	January to March 2021 (2021 Quarter 1)	8
4.5	April to June 2021 (2021 Quarter 2)	9
4.6	July to September 2021 (2021 Quarter 3)	10
4.7	October to December 2021 (2021 Quarter 4)	11
4.8	January to March 2022 (2022 Quarter 1)	12
4.9	April to June 2022 (2022 Quarter 2)	13
4.10	July to September 2022 (2022 Quarter 3)	14
4.11	October to December 2022 (2022 Quarter 4)	15
4.12	January to March 2023 (2023 Quarter 1)	16
4.13	April to June 2023 (2023 Quarter 2)	17
4.14	Clearing Prices	18
5.	Inter-Regional Settlement Residue	21

Tables

Table 1	Auction Conducted 15 June 2020	4
Table 2	Allocation and Cancellation Units 2020 Quarter 2 (1 April to 30 June 2020)	5
Table 3	Auction Results – July to September 2020 (2020 Quarter 3)	6
Table 4	Auction Results – October to December 2020 (2020 Quarter 4)	7
Table 5	Auction Results – January to March 2021 (2021 Quarter 1)	8
Table 6	Auction Results – April to June 2021 (2021 Quarter 2)	9
Table 7	Auction Results – July to September 2021 (2021 Quarter 3)	10
Table 8	Auction Results – October to December 2021 (2021 Quarter 4)	11
Table 9	Auction Results – January to March 2022 (2022 Quarter 1)	12
Table 10	Auction Results – April to June 2022 (2022 Quarter 2)	13
Table 11	Auction Results – July to September 2022 (2022 Quarter 3)	14

Table 12	Auction Results – October to December 2022 (2022 Quarter 4)	15
Table 13	Auction Results – January to March 2023 (2023 Quarter 1)	16
Table 14	Auction Results – April to June 2023 (2023 Quarter 2)	17
Table 15	Residue Payment 2020 Quarter 2 (1 April to 30 June 2020)	21

Figures

Figure 1	NSWQLD Clearing Prices	18
Figure 2	QLDNSW Clearing Prices	18
Figure 3	SAVIC Clearing Prices	19
Figure 4	VICSA Clearing Prices	19
Figure 5	NSWVIC Clearing Prices	20
Figure 6	VICNSW Clearing Price	20

1. Introduction

Section 3.18 of the National Electricity Rules (NER) authorises AEMO to conduct Settlement Residue Auctions. Clause 3.18.5 requires AEMO to establish a Settlement Residue Committee (SRC). One function of the SRC is to report on the auctions conducted by AEMO (clause 3.18.5(b)(3)). The purpose of this document is to report on the auctions conducted by AEMO on 15 June 2020 and the distribution of residues for 2020 Quarter 2.

Note that all prices quoted in this report exclude GST.

2. Participation

To be eligible as an Auction Participant, Market Customers, Generators and Traders must enter into an Auction Participation Agreement (APA) with AEMO.

Prior to these auctions, 45 APA holders were able to bid at the Auctions and 19 participants lodged bids.¹

3. Auction Conducted

AEMO conducted a single auction covering the twelve quarters on 15 June 2020 as follows.

Table 1 Auction Conducted 15 June 2020

QUARTER	TRANCHE OFFERED THIS AUCTION	PORTION OFFERED THIS AUCTION *	PORTION AUCTIONED TO DATE
2020 Quarter 3	Tranche 12 of 12	8.33%	100.00%
2020 Quarter 4	Tranche 11 of 12	8.33%	91.67%
2021 Quarter 1	Tranche 10 of 12	8.33%	83.33%
2021 Quarter 2	Tranche 9 of 12	8.33%	75.00%
2021 Quarter 3	Tranche 8 of 12	8.33%	66.67%
2021 Quarter 4	Tranche 7 of 12	8.33%	58.33%
2022 Quarter 1	Tranche 6 of 12	8.33%	50.00%
2022 Quarter 2	Tranche 5 of 12	8.33%	41.67%
2022 Quarter 3	Tranche 4 of 12	8.33%	33.33%
2022 Quarter 4	Tranche 3 of 12	8.33%	25.00%
2023 Quarter 1	Tranche 2 of 12	8.33%	16.67%
2023 Quarter 2	Tranche 1 of 12	8.33%	8.33%

4. Auction Results

This section of the report details the public results for the auction conducted on 15 June 2020 for the relevant quarters.

Section 4.1 gives the results of the number of allocation and cancellation units available and sold for 2020 Quarter 2. Sections 4.2 to 4.13 give the results for each quarter for which auctions have been conducted. Section 4.14 shows the clearing price results for each directional interconnector.

¹ This compares with 43 APA holders and 18 participants who lodged bids for the last auction (2020 Quarter 1), and 43 APA holders and 19 participants who lodged bids at the 2019 Quarter 4 auction.

4.1 Settlement Residue Auction Units

All AEMO primary allocation units offered to date have been sold.

Of all 2020 Quarter 2 cancellation units offered, 4.8% were sold.

Table 2 Allocation and Cancellation Units 2020 Quarter 2 (1 April to 30 June 2020)

DIRECTIONAL INTERCONNECTOR	Allocation Units	Cancellation Units Offered	Cancellation Units sold	Total Units Sold	Total Cancellation Proceeds
NSW to Queensland	550	102	0	550	\$0.00
Queensland to NSW	1200	278	12	1212	\$168,231.68
SA to Victoria	770	40	0	770	\$0.00
Victoria to SA	880	212	0	880	\$0.00
NSW to Victoria	1300	277	20	1320	\$29,640.00
Victoria to NSW	1500	382	30	1530	\$175,950.00

4.2 July to September 2020 (2020 Quarter 3)

Table 1 indicates the clearing prices for each tranche for each directional interconnector.

Table 3 Auction Results – July to September 2020 (2020 Quarter 3)

CLEARING PRICE (PER UNIT)	TRANCHE	NSWQLD	QLDNSW	SAVIC	VICSA	NSWVIC	VICNSW	TOTAL
T01 Clearing Price	C2020Q3T01	\$1,093.00	\$13,907.09	\$5,949.45	\$6,624.00	\$3,388.31	\$4,128.46	
T02 Clearing Price	C2020Q3T02	\$1,035.00	\$17,047.00	\$7,067.95	\$4,764.00	\$3,375.00	\$4,337.42	
T03 Clearing Price	C2020Q3T03	\$1,328.10	\$14,771.91	\$7,088.00	\$3,560.00	\$3,375.00	\$3,643.43	
T04 Clearing Price	C2020Q3T04	\$915.00	\$10,395.00	\$5,635.00	\$3,560.00	\$2,208.00	\$4,384.00	
T05 Clearing Price	C2020Q3T05	\$426.99	\$10,055.00	\$5,635.00	\$2,286.72	\$2,025.00	\$5,052.00	
T06 Clearing Price	C2020Q3T06	\$366.00	\$8,942.00	\$4,933.00	\$1,730.00	\$1,975.00	\$5,382.00	
T07 Clearing Price	C2020Q3T07	\$281.00	\$10,730.40	\$4,416.00	\$1,557.00	\$1,656.00	\$5,166.72	
T08 Clearing Price	C2020Q3T08	\$203.00	\$11,132.00	\$6,762.00	\$950.00	\$1,750.25	\$5,166.72	
T09 Clearing Price	C2020Q3T09	\$254.00	\$13,976.64	\$9,251.00	\$1,092.50	\$1,950.00	\$4,999.95	
T10 Clearing Price	C2020Q3T10	\$200.00	\$16,889.00	\$12,250.00	\$1,100.00	\$2,437.50	\$3,957.00	
T11 Clearing Price	C2020Q3T11	\$164.27	\$14,862.32	\$13,752.00	\$1,565.00	\$1,462.50	\$5,703.00	
T12 Clearing Price	C2020Q3T12	\$210.08	\$11,555.00	\$9,151.07	\$1,713.00	\$1,023.75	\$4,901.00	
Weighted Average Clearing Price of units auctioned		\$533.71	\$12,814.35	\$7,674.84	\$2,538.08	\$2,215.18	\$4,736.24	
Minimum Available Units		550	1200	770	880	1300	1500	
Allocation Units Sold		550	1200	770	880	1300	1500	
Allocation Payments		\$293,540.60	\$15,426,336.00	\$5,899,292.22	\$2,233,514.06	\$2,879,736.48	\$7,102,712.50	\$33,835,131.86
Cancellation Units Sold		0	39	7	0	0	10	
Cancellation Payments		\$0.00	\$450,645.00	\$64,057.49	\$0.00	\$0.00	\$49,010.00	\$563,712.49

October to December 2020 (2020 Quarter 4)

Table 3 indicates the clearing prices for each tranche for each directional interconnector.

Table 4 Auction Results – October to December 2020 (2020 Quarter 4)

CLEARING PRICE (PER UNIT)	TRANCHE	NSWQLD	QLDNSW	SAVIC	VICSA	NSWVIC	VICNSW	TOTAL
T01 Clearing Price	C2020Q4T01	\$1,509.20	\$11,700.63	\$6,520.06	\$5,865.00	\$3,634.33	\$4,633.20	
T02 Clearing Price	C2020Q4T02	\$1,912.74	\$10,529.87	\$6,885.18	\$3,957.00	\$3,597.11	\$3,876.60	
T03 Clearing Price	C2020Q4T03	\$1,451.00	\$5,985.00	\$5,635.00	\$3,993.50	\$2,208.00	\$4,198.00	
T04 Clearing Price	C2020Q4T04	\$750.00	\$6,384.00	\$5,741.00	\$2,815.20	\$1,999.00	\$4,447.87	
T05 Clearing Price	C2020Q4T05	\$875.00	\$5,858.00	\$4,933.00	\$1,916.88	\$2,208.00	\$4,269.96	
T06 Clearing Price	C2020Q4T06	\$675.00	\$8,650.00	\$4,416.00	\$2,000.00	\$2,000.00	\$4,650.00	
T07 Clearing Price	C2020Q4T07	\$590.00	\$10,150.00	\$6,889.20	\$1,727.00	\$2,215.00	\$5,580.00	
T08 Clearing Price	C2020Q4T08	\$600.00	\$12,806.40	\$7,955.00	\$1,504.00	\$2,625.00	\$6,200.00	
T09 Clearing Price	C2020Q4T09	\$675.00	\$14,200.00	\$13,751.00	\$1,278.40	\$3,000.00	\$5,503.00	
T10 Clearing Price	C2020Q4T10	\$700.00	\$13,598.00	\$13,823.00	\$1,760.00	\$2,400.00	\$6,275.00	
T11 Clearing Price	C2020Q4T11	\$701.23	\$10,878.40	\$8,001.20	\$1,795.20	\$2,208.00	\$5,875.00	
T12 Clearing Price		To be auctioned	To be auctioned	To be auctioned	To be auctioned	To be auctioned	To be auctioned	
Weighted Average Clearing Price of units auctioned		\$949.02	\$10,084.10	\$7,686.33	\$2,601.11	\$2,552.96	\$5,051.02	
Minimum Available Units		550	1200	770	880	1300	1500	
Allocation Units Sold		495	1100	704	803	1188	1375	
Allocation Payments		\$469,762.65	\$11,074,030.00	\$5,411,176.96	\$2,088,689.14	\$3,034,199.52	\$6,938,578.75	\$29,016,437.02
Cancellation Units Sold		0	13	0	0	6	7	
Cancellation Payments		\$0.00	\$149,578.00	\$0.00	\$0.00	\$14,040.00	\$41,925.00	\$205,543.00

4.3 January to March 2021 (2021 Quarter 1)

Table 5 indicates the clearing prices for each tranche for each directional interconnector.

Table 5 Auction Results – January to March 2021 (2021 Quarter 1)

CLEARING PRICE (PER UNIT)	TRANCHE	NSWQLD	QLDNSW	SAVIC	VICSA	NSWVIC	VICNSW	TOTAL
T01 Clearing Price	C2021Q1T01	\$6,545.88	\$11,740.43	\$10,368.00	\$8,821.73	\$4,764.56	\$6,022.08	
T02 Clearing Price	C2021Q1T02	\$4,150.00	\$6,541.44	\$6,783.42	\$10,800.00	\$4,444.00	\$5,362.00	
T03 Clearing Price	C2021Q1T03	\$4,150.00	\$9,089.84	\$8,140.00	\$8,100.94	\$4,428.00	\$5,616.00	
T04 Clearing Price	C2021Q1T04	\$3,650.00	\$8,554.00	\$4,933.00	\$7,128.00	\$3,780.00	\$5,362.00	
T05 Clearing Price	C2021Q1T05	\$3,320.00	\$10,692.50	\$5,372.40	\$6,480.00	\$4,150.00	\$4,875.00	
T06 Clearing Price	C2021Q1T06	\$3,070.00	\$11,745.00	\$5,372.40	\$5,184.00	\$4,320.00	\$4,791.00	
T07 Clearing Price	C2021Q1T07	\$3,175.00	\$13,335.00	\$6,178.26	\$5,961.60	\$6,975.00	\$5,500.00	
T08 Clearing Price	C2021Q1T08	\$2,500.00	\$13,517.00	\$7,413.91	\$2,666.00	\$8,718.75	\$5,620.00	
T09 Clearing Price	C2021Q1T09	\$1,750.00	\$17,058.00	\$7,828.00	\$4,532.00	\$7,560.00	\$7,218.66	
T10 Clearing Price	C2021Q1T10	\$1,500.00	\$19,700.00	\$7,137.00	\$4,666.00	\$7,501.00	\$7,940.53	
T11 Clearing Price		To be auctioned	To be auctioned	To be auctioned	To be auctioned	To be auctioned	To be auctioned	
T12 Clearing Price		To be auctioned	To be auctioned	To be auctioned	To be auctioned	To be auctioned	To be auctioned	
Weighted Average Clearing Price of units auctioned		\$3,381.09	\$12,197.32	\$6,952.64	\$6,434.03	\$5,694.93	\$5,853.66	
Minimum Available Units		550	1200	770	880	1300	1500	
Allocation Units Sold		450	1000	640	730	1080	1250	
Allocation Payments		\$1,521,489.60	\$12,197,321.00	\$4,449,688.96	\$4,696,839.71	\$6,117,261.48	\$7,288,408.75	\$36,271,009.50
Cancellation Units Sold		0	0	0	0	11	21	
Cancellation Payments		\$0.00	\$0.00	\$0.00	\$0.00	\$95,906.25	\$151,591.86	\$247,498.11

4.4 April to June 2021 (2021 Quarter 2)

Table 6 indicates the clearing prices for each tranche for each directional interconnector.

Table 6 Auction Results – April to June 2021 (2021 Quarter 2)

CLEARING PRICE (PER UNIT)	TRANCHE	NSWQLD	QLDNSW	SAVIC	VICSA	NSWVIC	VICNSW	TOTAL
T01 Clearing Price	C2021Q2T01	\$915.00	\$7,226.00	\$5,494.06	\$3,399.10	\$2,184.00	\$4,026.00	
T02 Clearing Price	C2021Q2T02	\$427.02	\$7,332.97	\$5,494.00	\$2,730.00	\$2,184.00	\$4,306.00	
T03 Clearing Price	C2021Q2T03	\$387.00	\$7,316.00	\$4,933.00	\$1,885.00	\$1,856.00	\$4,026.00	
T04 Clearing Price	C2021Q2T04	\$300.00	\$9,001.00	\$4,368.00	\$2,149.00	\$1,638.00	\$4,350.00	
T05 Clearing Price	C2021Q2T05	\$218.40	\$10,000.00	\$6,592.80	\$2,184.00	\$1,650.00	\$5,220.00	
T06 Clearing Price	C2021Q2T06	\$226.00	\$11,003.00	\$7,005.05	\$1,528.80	\$1,659.84	\$6,200.00	
T07 Clearing Price	C2021Q2T07	\$150.00	\$10,679.76	\$10,507.57	\$1,509.00	\$1,706.00	\$4,793.00	
T08 Clearing Price	C2021Q2T08	\$114.40	\$10,893.35	\$8,616.20	\$1,131.75	\$1,000.85	\$6,216.00	
T09 Clearing Price	C2021Q2T09	\$140.19	\$12,000.00	\$3,500.79	\$1,711.00	\$982.80	\$5,416.00	
T10 Clearing Price		To be auctioned	To be auctioned	To be auctioned	To be auctioned	To be auctioned	To be auctioned	
T11 Clearing Price		To be auctioned	To be auctioned	To be auctioned	To be auctioned	To be auctioned	To be auctioned	
T12 Clearing Price		To be auctioned	To be auctioned	To be auctioned	To be auctioned	To be auctioned	To be auctioned	
Weighted Average Clearing Price of units auctioned		\$319.78	\$9,549.14	\$6,279.05	\$2,025.29	\$1,651.28	\$4,954.44	
Minimum Available Units		550	1200	770	880	1300	1500	
Allocation Units Sold		405	900	576	657	972	1125	
Allocation Payments		\$129,510.45	\$8,545,208.00	\$3,616,734.08	\$1,330,618.45	\$1,605,040.92	\$5,569,125.00	\$20,796,236.90
Cancellation Units Sold		0	20	0	0	0	10	
Cancellation Payments		\$0.00	\$240,000.00	\$0.00	\$0.00	\$0.00	\$54,160.00	\$294,160.00

4.5 July to September 2021 (2021 Quarter 3)

Table 7 indicates the clearing prices for each tranche for each directional interconnector.

Table 7 Auction Results – July to September 2021 (2021 Quarter 3)

CLEARING PRICE (PER UNIT)	TRANCHE	NSWQLD	QLDNSW	SAVIC	VICSA	NSWVIC	VICNSW	TOTAL
T01 Clearing Price	C2021Q3T01	\$502.00	\$10,228.20	\$9,568.80	\$2,760.00	\$2,208.00	\$5,918.40	
T02 Clearing Price	C2021Q3T02	\$800.00	\$6,003.00	\$6,315.41	\$2,525.00	\$1,975.00	\$5,602.00	
T03 Clearing Price	C2021Q3T03	\$800.00	\$7,729.00	\$6,315.41	\$2,272.50	\$1,656.00	\$5,681.66	
T04 Clearing Price	C2021Q3T04	\$800.00	\$9,001.00	\$9,967.00	\$1,750.00	\$1,650.00	\$5,681.66	
T05 Clearing Price	C2021Q3T05	\$800.00	\$11,542.00	\$9,967.00	\$1,662.50	\$1,650.00	\$6,200.00	
T06 Clearing Price	C2021Q3T06	\$245.00	\$11,542.00	\$10,005.00	\$1,413.12	\$1,656.00	\$5,420.00	
T07 Clearing Price	C2021Q3T07	\$200.00	\$11,772.84	\$10,205.10	\$1,550.00	\$993.60	\$7,500.00	
T08 Clearing Price	C2021Q3T08	\$312.00	\$10,086.00	\$3,571.78	\$1,695.75	\$1,032.00	\$6,601.00	
T09 Clearing Price		To be auctioned	To be auctioned	To be auctioned	To be auctioned	To be auctioned	To be auctioned	
T10 Clearing Price		To be auctioned	To be auctioned	To be auctioned	To be auctioned	To be auctioned	To be auctioned	
T11 Clearing Price		To be auctioned	To be auctioned	To be auctioned	To be auctioned	To be auctioned	To be auctioned	
T12 Clearing Price		To be auctioned	To be auctioned	To be auctioned	To be auctioned	To be auctioned	To be auctioned	
Weighted Average Clearing Price of units auctioned		\$557.38	\$9,738.01	\$8,239.44	\$1,953.61	\$1,602.58	\$6,080.79	
Minimum Available Units		550	1200	770	880	1300	1500	
Allocation Units Sold		360	800	512	584	864	1000	
Allocation Payments		\$200,655.00	\$7,790,404.00	\$4,218,592.00	\$1,140,907.51	\$1,384,624.80	\$6,075,590.00	\$20,810,773.31
Cancellation Units Sold		0	0	0	0	0	10	
Cancellation Payments		\$0.00	\$0.00	\$0.00	\$0.00	\$0.00	\$66,010.00	\$66,010.00

4.6 October to December 2021 (2021 Quarter 4)

Table 8 indicates the clearing prices for each tranche for each directional interconnector.

Table 8 Auction Results – October to December 2021 (2021 Quarter 4)

CLEARING PRICE (PER UNIT)	TRANCHE	NSWQLD	QLDNSW	SAVIC	VICSA	NSWVIC	VICNSW	TOTAL
T01 Clearing Price	C2021Q4T01	\$970.00	\$5,741.00	\$4,933.00	\$2,525.00	\$2,208.00	\$5,000.00	
T02 Clearing Price	C2021Q4T02	\$800.00	\$7,176.25	\$4,933.00	\$2,396.10	\$2,208.00	\$4,823.00	
T03 Clearing Price	C2021Q4T03	\$800.00	\$9,001.00	\$6,889.20	\$1,820.00	\$2,208.00	\$5,823.00	
T04 Clearing Price	C2021Q4T04	\$800.00	\$10,666.00	\$6,911.00	\$1,729.00	\$2,208.00	\$6,200.00	
T05 Clearing Price	C2021Q4T05	\$700.00	\$10,666.00	\$12,501.00	\$1,642.55	\$2,002.00	\$5,270.00	
T06 Clearing Price	C2021Q4T06	\$685.00	\$11,477.00	\$12,501.00	\$1,754.00	\$1,601.60	\$7,441.50	
T07 Clearing Price	C2021Q4T07	\$685.00	\$11,103.00	\$4,000.00	\$1,789.08	\$1,104.00	\$6,250.00	
T08 Clearing Price		To be auctioned	To be auctioned	To be auctioned	To be auctioned	To be auctioned	To be auctioned	
T09 Clearing Price		To be auctioned	To be auctioned	To be auctioned	To be auctioned	To be auctioned	To be auctioned	
T10 Clearing Price		To be auctioned	To be auctioned	To be auctioned	To be auctioned	To be auctioned	To be auctioned	
T11 Clearing Price		To be auctioned	To be auctioned	To be auctioned	To be auctioned	To be auctioned	To be auctioned	
T12 Clearing Price		To be auctioned	To be auctioned	To be auctioned	To be auctioned	To be auctioned	To be auctioned	
Weighted Average Clearing Price of units auctioned		\$777.14	\$9,433.51	\$7,524.03	\$1,950.82	\$1,932.04	\$5,834.39	
Minimum Available Units		550	1200	770	880	1300	1500	
Allocation Units Sold		315	700	448	511	756	875	
Allocation Payments		\$244,800.00	\$6,583,025.00	\$3,370,764.80	\$996,868.29	\$1,462,276.80	\$5,100,937.50	\$17,758,672.39
Cancellation Units Sold		0	10	0	0	5	10	
Cancellation Payments		\$0.00	\$114,770.00	\$0.00	\$0.00	\$8,008.00	\$62,500.00	\$185,278.00

4.7 January to March 2022 (2022 Quarter 1)

Table 9 indicates the clearing prices for each tranche for each directional interconnector.

Table 9 Auction Results – January to March 2022 (2022 Quarter 1)

CLEARING PRICE (PER UNIT)	TRANCHE	NSWQLD	QLDNSW	SAVIC	VICSA	NSWVIC	VICNSW	TOTAL
T01 Clearing Price	C2022Q1T01	\$3,320.00	\$10,141.00	\$5,372.40	\$6,097.00	\$3,850.00	\$5,350.00	
T02 Clearing Price	C2022Q1T02	\$3,070.00	\$14,040.00	\$5,372.40	\$4,640.00	\$3,555.00	\$5,500.00	
T03 Clearing Price	C2022Q1T03	\$3,175.00	\$10,250.00	\$5,533.00	\$5,336.00	\$5,464.80	\$6,200.00	
T04 Clearing Price	C2022Q1T04	\$2,222.50	\$8,512.00	\$5,540.00	\$2,800.00	\$6,010.00	\$5,890.00	
T05 Clearing Price	C2022Q1T05	\$2,160.00	\$13,083.00	\$5,810.40	\$5,762.88	\$6,310.50	\$7,556.00	
T06 Clearing Price	C2022Q1T06	\$2,358.00	\$16,474.00	\$4,358.00	\$5,878.13	\$5,750.00	\$8,311.60	
T07 Clearing Price		To be auctioned	To be auctioned	To be auctioned	To be auctioned	To be auctioned	To be auctioned	
T08 Clearing Price		To be auctioned	To be auctioned	To be auctioned	To be auctioned	To be auctioned	To be auctioned	
T09 Clearing Price		To be auctioned	To be auctioned	To be auctioned	To be auctioned	To be auctioned	To be auctioned	
T10 Clearing Price		To be auctioned	To be auctioned	To be auctioned	To be auctioned	To be auctioned	To be auctioned	
T11 Clearing Price		To be auctioned	To be auctioned	To be auctioned	To be auctioned	To be auctioned	To be auctioned	
T12 Clearing Price		To be auctioned	To be auctioned	To be auctioned	To be auctioned	To be auctioned	To be auctioned	
Weighted Average Clearing Price of units auctioned		\$2,717.58	\$12,083.33	\$5,331.03	\$5,085.67	\$5,156.72	\$6,467.93	
Minimum Available Units		550	1200	770	880	1300	1500	
Allocation Units Sold		270	600	384	438	648	750	
Allocation Payments		\$733,747.50	\$7,250,000.00	\$2,047,116.80	\$2,227,522.73	\$3,341,552.40	\$4,850,950.00	\$20,450,889.43
Cancellation Units Sold		0	0	0	0	0	0	
Cancellation Payments		\$0.00	\$0.00	\$0.00	\$0.00	\$0.00	\$0.00	\$0.00

4.8 April to June 2022 (2022 Quarter 2)

Table 10 indicates the clearing prices for each tranche for each directional interconnector.

Table 10 Auction Results – April to June 2022 (2022 Quarter 2)

CLEARING PRICE (PER UNIT)	TRANCHE	NSWQLD	QLDNSW	SAVIC	VICSA	NSWVIC	VICNSW	TOTAL
T01 Clearing Price	C2022Q2T01	\$226.00	\$10,750.00	\$6,592.80	\$1,866.00	\$1,747.00	\$5,220.00	
T02 Clearing Price	C2022Q2T02	\$305.05	\$10,750.00	\$6,592.80	\$1,400.00	\$1,638.00	\$6,200.00	
T03 Clearing Price	C2022Q2T03	\$200.00	\$10,750.00	\$9,889.20	\$1,000.00	\$1,747.00	\$5,822.00	
T04 Clearing Price	C2022Q2T04	\$200.00	\$11,972.00	\$7,916.90	\$1,054.00	\$1,092.00	\$8,000.00	
T05 Clearing Price	C2022Q2T05	\$359.00	\$11,373.40	\$3,250.00	\$1,401.00	\$842.00	\$6,400.00	
T06 Clearing Price		To be auctioned	To be auctioned	To be auctioned	To be auctioned	To be auctioned	To be auctioned	
T07 Clearing Price		To be auctioned	To be auctioned	To be auctioned	To be auctioned	To be auctioned	To be auctioned	
T08 Clearing Price		To be auctioned	To be auctioned	To be auctioned	To be auctioned	To be auctioned	To be auctioned	
T09 Clearing Price		To be auctioned	To be auctioned	To be auctioned	To be auctioned	To be auctioned	To be auctioned	
T10 Clearing Price		To be auctioned	To be auctioned	To be auctioned	To be auctioned	To be auctioned	To be auctioned	
T11 Clearing Price		To be auctioned	To be auctioned	To be auctioned	To be auctioned	To be auctioned	To be auctioned	
T12 Clearing Price		To be auctioned	To be auctioned	To be auctioned	To be auctioned	To be auctioned	To be auctioned	
Weighted Average Clearing Price of units auctioned		\$258.01	\$11,119.08	\$6,848.34	\$1,344.20	\$1,413.20	\$6,328.40	
Minimum Available Units		550	1200	770	880	1300	1500	
Allocation Units Sold		225	500	320	365	540	625	
Allocation Payments		\$58,052.25	\$5,559,540.00	\$2,191,468.80	\$490,633.00	\$763,128.00	\$3,955,250.00	\$13,018,072.05
Cancellation Units Sold		0	0	0	0	0	0	
Cancellation Payments		\$0.00	\$0.00	\$0.00	\$0.00	\$0.00	\$0.00	\$0.00

4.9 July to September 2022 (2022 Quarter 3)

Table 11 indicates the clearing prices for each tranche for each directional interconnector.

Table 11 Auction Results – July to September 2022 (2022 Quarter 3)

CLEARING PRICE (PER UNIT)	TRANCHE	NSWQLD	QLDNSW	SAVIC	VICSA	NSWVIC	VICNSW	TOTAL
T01 Clearing Price	C2022Q3T01	\$800.00	\$10,465.92	\$9,967.00	\$1,662.50	\$1,656.00	\$6,200.00	
T02 Clearing Price	C2022Q3T02	\$220.00	\$10,465.92	\$10,006.00	\$1,000.00	\$1,656.00	\$5,822.00	
T03 Clearing Price	C2022Q3T03	\$154.88	\$11,512.51	\$10,006.00	\$1,007.00	\$1,101.00	\$8,000.00	
T04 Clearing Price	C2022Q3T04	\$510.00	\$11,702.40	\$3,502.10	\$1,695.75	\$880.80	\$6,400.00	
T05 Clearing Price		To be auctioned	To be auctioned	To be auctioned	To be auctioned	To be auctioned	To be auctioned	
T06 Clearing Price		To be auctioned	To be auctioned	To be auctioned	To be auctioned	To be auctioned	To be auctioned	
T07 Clearing Price		To be auctioned	To be auctioned	To be auctioned	To be auctioned	To be auctioned	To be auctioned	
T08 Clearing Price		To be auctioned	To be auctioned	To be auctioned	To be auctioned	To be auctioned	To be auctioned	
T09 Clearing Price		To be auctioned	To be auctioned	To be auctioned	To be auctioned	To be auctioned	To be auctioned	
T10 Clearing Price		To be auctioned	To be auctioned	To be auctioned	To be auctioned	To be auctioned	To be auctioned	
T11 Clearing Price		To be auctioned	To be auctioned	To be auctioned	To be auctioned	To be auctioned	To be auctioned	
T12 Clearing Price		To be auctioned	To be auctioned	To be auctioned	To be auctioned	To be auctioned	To be auctioned	
Weighted Average Clearing Price of units auctioned		\$424.08	\$11,036.69	\$8,370.28	\$1,341.31	\$1,323.45	\$6,605.50	
Minimum Available Units		550	1200	770	880	1300	1500	
Allocation Units Sold		180	400	256	292	432	500	
Allocation Payments		\$75,819.60	\$4,414,675.00	\$2,142,790.40	\$391,663.25	\$571,730.40	\$3,302,750.00	\$10,899,428.65
Cancellation Units Sold		6	0	0	0	0	0	
Cancellation Payments		\$3,060.00	\$0.00	\$0.00	\$0.00	\$0.00	\$0.00	\$3,060.00

4.10 October to December 2022 (2022 Quarter 4)

Table 12 indicates the clearing prices for each tranche for each directional interconnector.

Table 12 Auction Results – October to December 2022 (2022 Quarter 4)

CLEARING PRICE (PER UNIT)	TRANCHE	NSWQLD	QLDNSW	SAVIC	VICSA	NSWVIC	VICNSW	TOTAL
T01 Clearing Price	C2022Q4T01	\$625.00	\$10,666.00	\$12,501.00	\$1,346.00	\$2,208.00	\$5,979.00	
T02 Clearing Price	C2022Q4T02	\$552.00	\$10,879.32	\$11,500.92	\$1,480.60	\$1,766.40	\$8,000.00	
T03 Clearing Price	C2022Q4T03	\$889.00	\$11,250.00	\$4,000.00	\$1,978.00	\$1,104.00	\$6,416.00	
T04 Clearing Price		To be auctioned	To be auctioned	To be auctioned	To be auctioned	To be auctioned	To be auctioned	
T05 Clearing Price		To be auctioned	To be auctioned	To be auctioned	To be auctioned	To be auctioned	To be auctioned	
T06 Clearing Price		To be auctioned	To be auctioned	To be auctioned	To be auctioned	To be auctioned	To be auctioned	
T07 Clearing Price		To be auctioned	To be auctioned	To be auctioned	To be auctioned	To be auctioned	To be auctioned	
T08 Clearing Price		To be auctioned	To be auctioned	To be auctioned	To be auctioned	To be auctioned	To be auctioned	
T09 Clearing Price		To be auctioned	To be auctioned	To be auctioned	To be auctioned	To be auctioned	To be auctioned	
T10 Clearing Price		To be auctioned	To be auctioned	To be auctioned	To be auctioned	To be auctioned	To be auctioned	
T11 Clearing Price		To be auctioned	To be auctioned	To be auctioned	To be auctioned	To be auctioned	To be auctioned	
T12 Clearing Price		To be auctioned	To be auctioned	To be auctioned	To be auctioned	To be auctioned	To be auctioned	
Weighted Average Clearing Price of units auctioned		\$688.67	\$10,931.77	\$9,333.97	\$1,601.53	\$1,692.80	\$6,798.33	
Minimum Available Units		550	1200	770	880	1300	1500	
Allocation Units Sold		135	300	192	219	324	375	
Allocation Payments		\$92,970.00	\$3,279,532.00	\$1,792,122.88	\$350,735.80	\$548,467.20	\$2,549,375.00	\$8,613,202.88
Cancellation Units Sold		0	0	0	0	0	0	
Cancellation Payments		\$0.00	\$0.00	\$0.00	\$0.00	\$0.00	\$0.00	\$0.00

4.11 January to March 2023 (2023 Quarter 1)

Table 13 indicates the clearing prices for each tranche for each directional interconnector.

Table 13 Auction Results – January to March 2023 (2023 Quarter 1)

CLEARING PRICE (PER UNIT)	TRANCHE	NSWQLD	QLDNSW	SAVIC	VICSA	NSWWIC	VICNSW	TOTAL
T01 Clearing Price	C2023Q1T01	\$1,955.80	\$11,065.60	\$4,709.00	\$4,901.18	\$6,310.50	\$8,058.00	
T02 Clearing Price	C2023Q1T02	\$2,520.00	\$14,606.59	\$4,800.00	\$5,442.72	\$5,553.24	\$9,203.00	
T03 Clearing Price		To be auctioned	To be auctioned	To be auctioned	To be auctioned	To be auctioned	To be auctioned	
T04 Clearing Price		To be auctioned	To be auctioned	To be auctioned	To be auctioned	To be auctioned	To be auctioned	
T05 Clearing Price		To be auctioned	To be auctioned	To be auctioned	To be auctioned	To be auctioned	To be auctioned	
T06 Clearing Price		To be auctioned	To be auctioned	To be auctioned	To be auctioned	To be auctioned	To be auctioned	
T07 Clearing Price		To be auctioned	To be auctioned	To be auctioned	To be auctioned	To be auctioned	To be auctioned	
T08 Clearing Price		To be auctioned	To be auctioned	To be auctioned	To be auctioned	To be auctioned	To be auctioned	
T09 Clearing Price		To be auctioned	To be auctioned	To be auctioned	To be auctioned	To be auctioned	To be auctioned	
T10 Clearing Price		To be auctioned	To be auctioned	To be auctioned	To be auctioned	To be auctioned	To be auctioned	
T11 Clearing Price		To be auctioned	To be auctioned	To be auctioned	To be auctioned	To be auctioned	To be auctioned	
T12 Clearing Price		To be auctioned	To be auctioned	To be auctioned	To be auctioned	To be auctioned	To be auctioned	
Weighted Average Clearing Price of units auctioned		\$2,237.90	\$12,836.10	\$4,754.50	\$5,171.95	\$5,931.87	\$8,637.29	
Minimum Available Units		550	1200	770	880	1300	1500	
Allocation Units Sold		90	200	128	146	216	250	
Allocation Payments		\$201,411.00	\$2,567,219.00	\$608,576.00	\$755,104.70	\$1,281,283.92	\$2,157,625.00	\$7,571,219.62
Cancellation Units Sold		0	0	0	0	0	3	
Cancellation Payments		\$0.00	\$0.00	\$0.00	\$0.00	\$0.00	\$27,609.00	\$27,609.00

4.12 April to June 2023 (2023 Quarter 2)

Table 14 indicates the clearing prices for each tranche for each directional interconnector.

Table 14 Auction Results – April to June 2023 (2023 Quarter 2)

CLEARING PRICE (PER UNIT)	TRANCHE	NSWQLD	QLDNSW	SAVIC	VICSA	NSWWIC	VICNSW	TOTAL
T01 Clearing Price	C2023Q2T01	\$395.00	\$11,373.40	\$3,250.00	\$1,360.00	\$960.96	\$6,666.00	
T02 Clearing Price		To be auctioned	To be auctioned	To be auctioned	To be auctioned	To be auctioned	To be auctioned	
T03 Clearing Price		To be auctioned	To be auctioned	To be auctioned	To be auctioned	To be auctioned	To be auctioned	
T04 Clearing Price		To be auctioned	To be auctioned	To be auctioned	To be auctioned	To be auctioned	To be auctioned	
T05 Clearing Price		To be auctioned	To be auctioned	To be auctioned	To be auctioned	To be auctioned	To be auctioned	
T06 Clearing Price		To be auctioned	To be auctioned	To be auctioned	To be auctioned	To be auctioned	To be auctioned	
T07 Clearing Price		To be auctioned	To be auctioned	To be auctioned	To be auctioned	To be auctioned	To be auctioned	
T08 Clearing Price		To be auctioned	To be auctioned	To be auctioned	To be auctioned	To be auctioned	To be auctioned	
T09 Clearing Price		To be auctioned	To be auctioned	To be auctioned	To be auctioned	To be auctioned	To be auctioned	
T10 Clearing Price		To be auctioned	To be auctioned	To be auctioned	To be auctioned	To be auctioned	To be auctioned	
T11 Clearing Price		To be auctioned	To be auctioned	To be auctioned	To be auctioned	To be auctioned	To be auctioned	
T12 Clearing Price		To be auctioned	To be auctioned	To be auctioned	To be auctioned	To be auctioned	To be auctioned	
Weighted Average Clearing Price of units auctioned		\$395.00	\$11,373.40	\$3,250.00	\$1,360.00	\$960.96	\$6,666.00	
Minimum Available Units		550	1200	770	880	1300	1500	
Allocation Units Sold		45	100	64	73	108	125	
Allocation Payments		\$17,775.00	\$1,137,340.00	\$208,000.00	\$99,280.00	\$103,783.68	\$833,250.00	\$2,399,428.68
Cancellation Units Sold		0	0	0	0	0	0	
Cancellation Payments		\$0.00	\$0.00	\$0.00	\$0.00	\$0.00	\$0.00	\$0.00

4.13 Clearing Prices

This section indicates the historical average clearing prices from 2020 Quarter 4 onwards and the clearing prices for the individual tranches for those quarters that have tranches still to be auctioned.

Figure 1 NSWQLD Clearing Prices

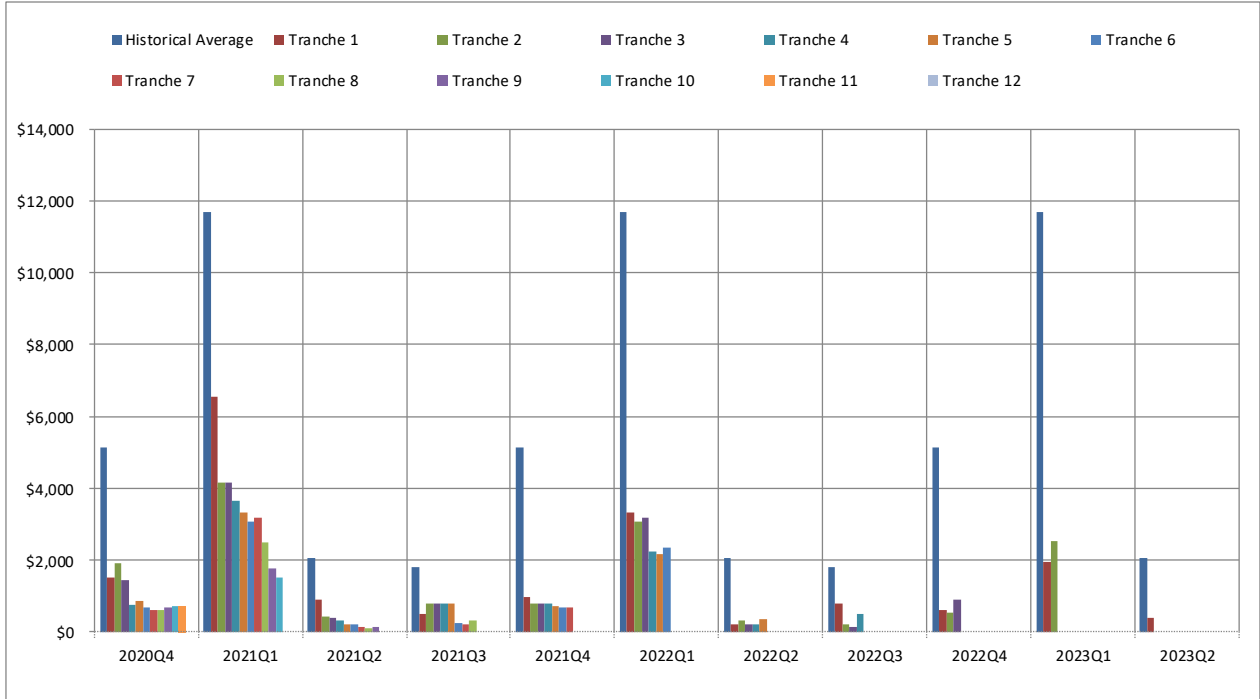


Figure 2 QLDNSW Clearing Prices

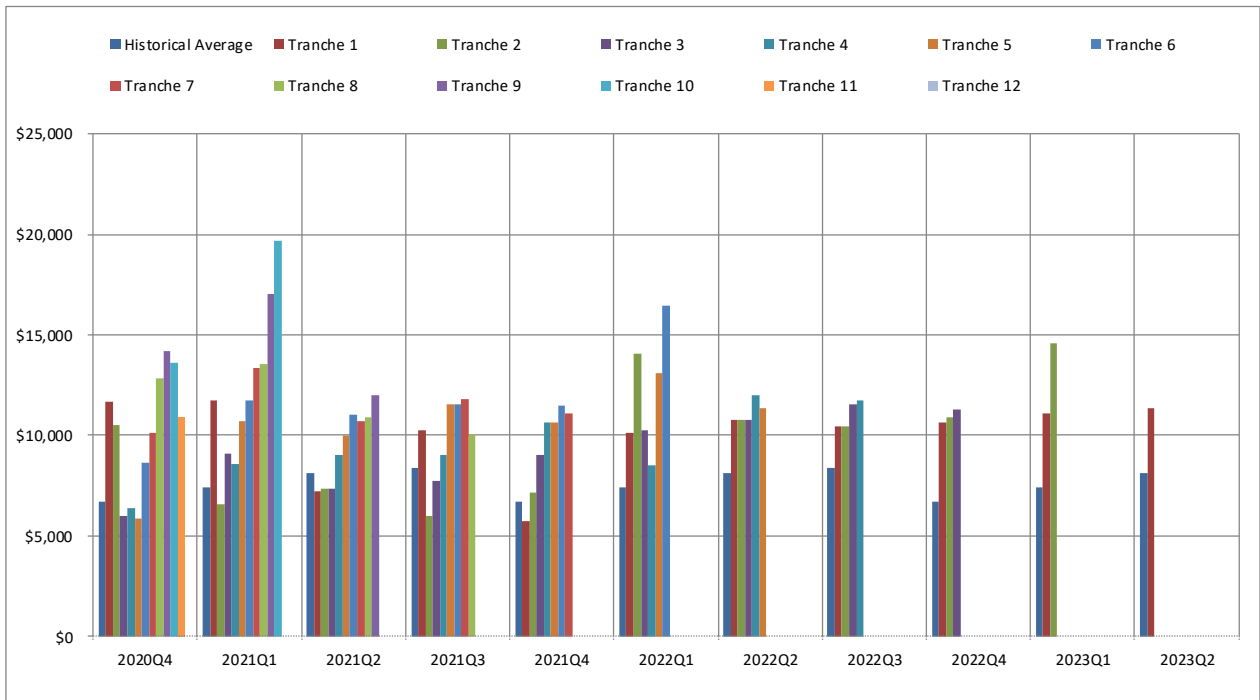


Figure 3 SAVIC Clearing Prices

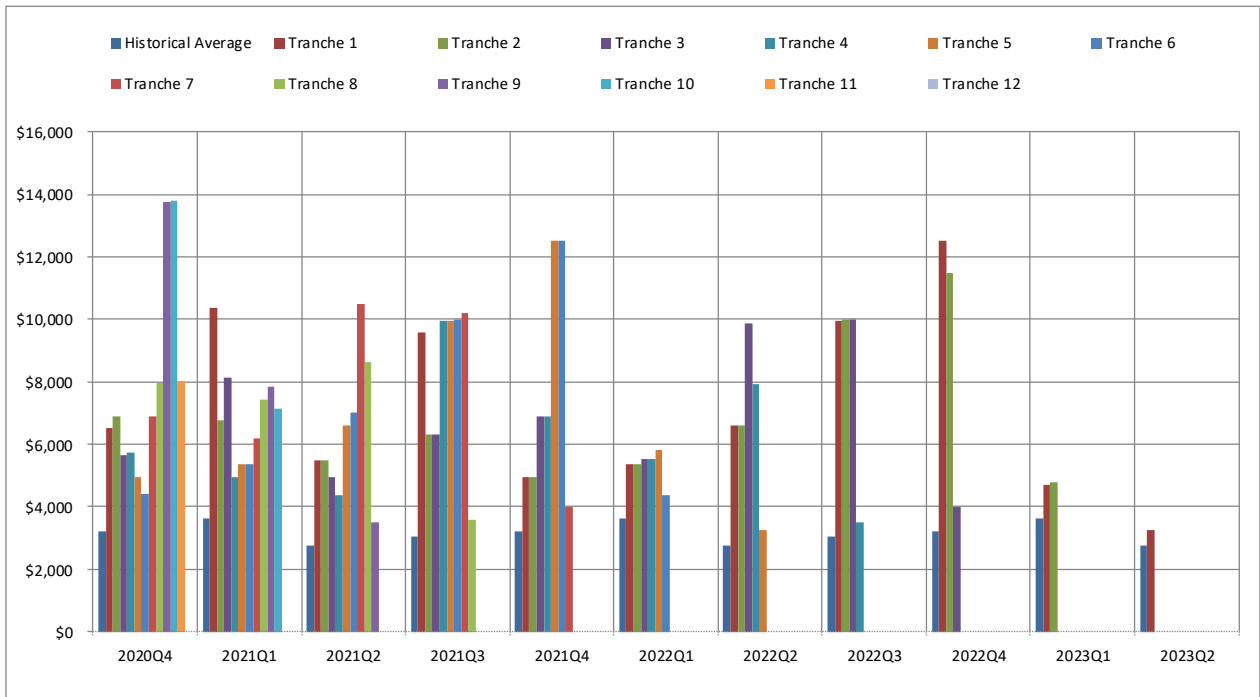


Figure 4 VICSA Clearing Prices

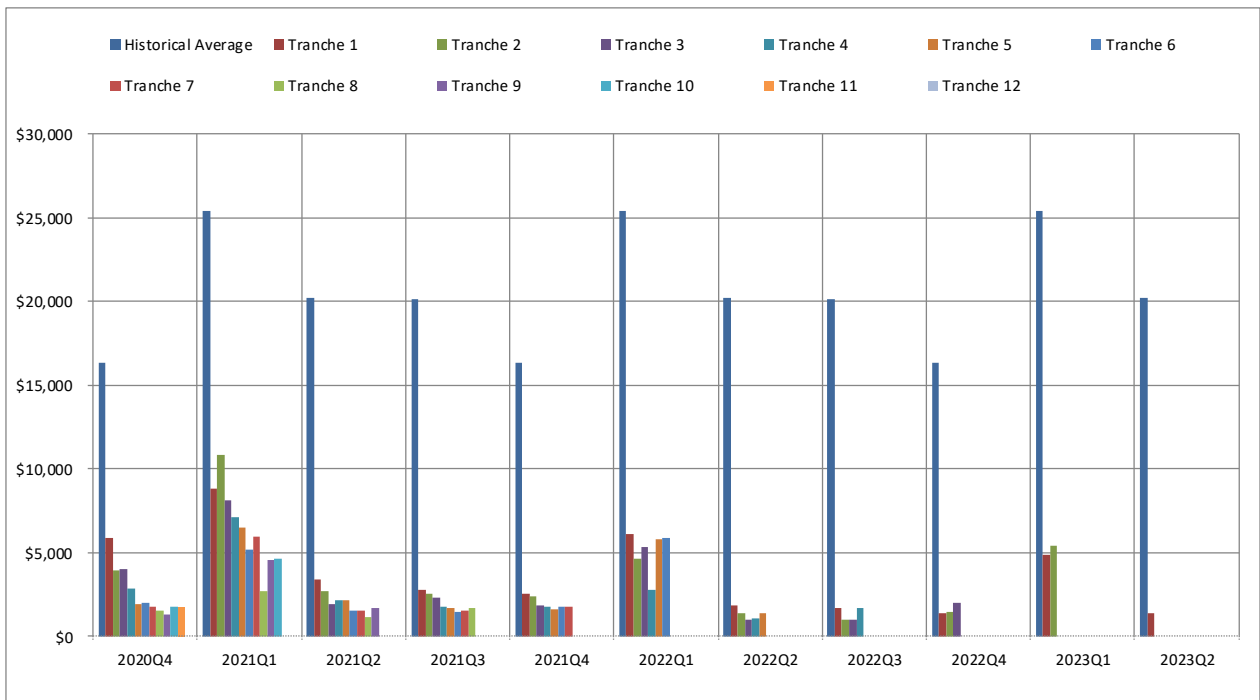


Figure 5 NSWVIC Clearing Prices

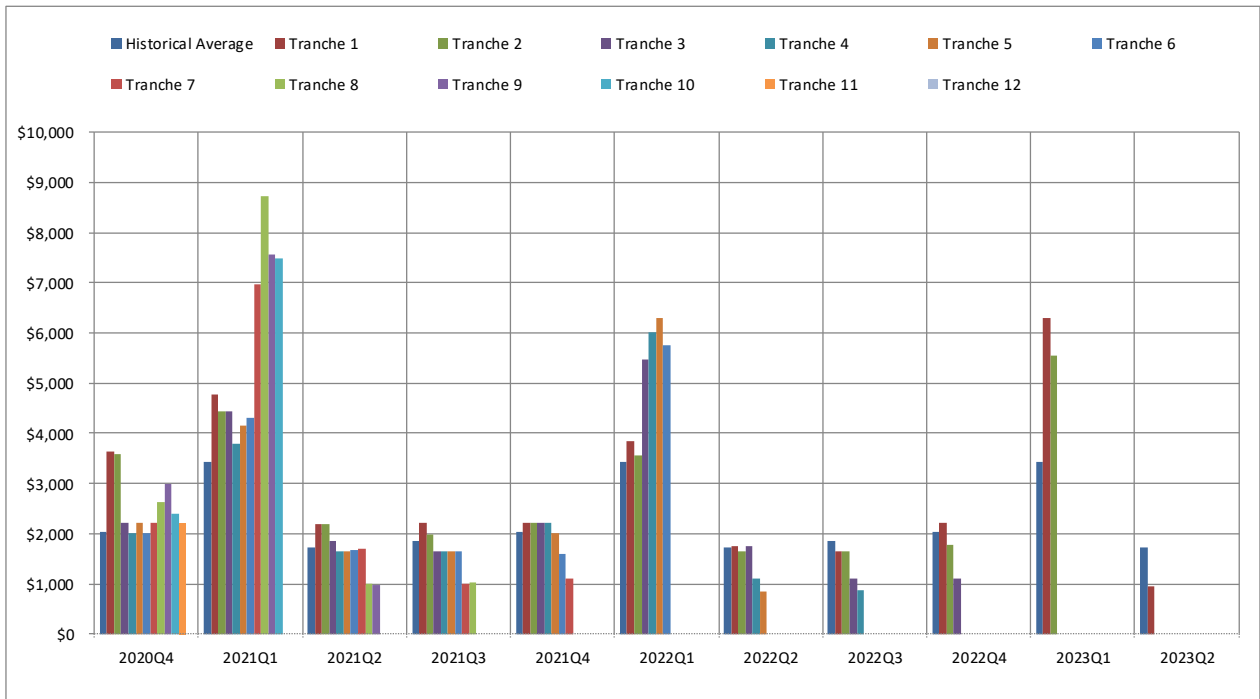
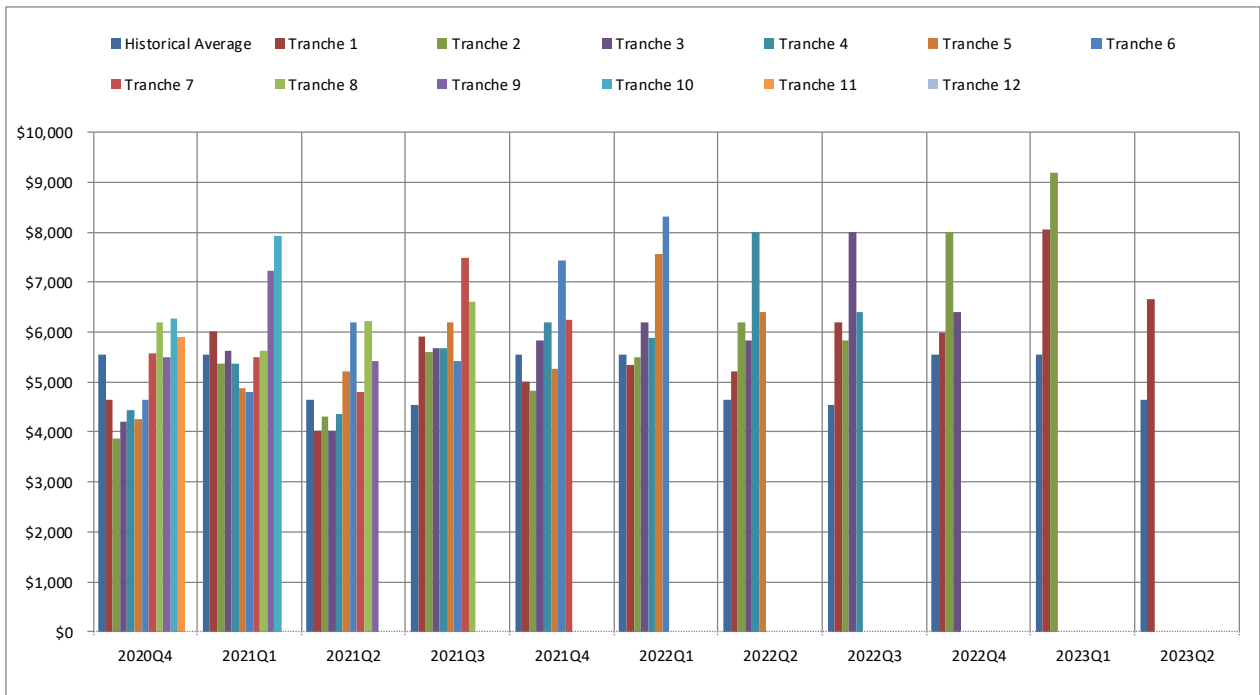


Figure 6 VICNSW Clearing Price



5. Inter-Regional Settlement Residue

Table 155 lists the residue payments for 2020 Quarter 2.

In summary for the quarter:

- approximately \$23.05 million of residues was distributed to unit holders
- auction proceeds were approximately \$33.03 million for allocation units and \$0.37 million for cancellation units
- total negative residues were approximately \$0.43 million

Negative inter-regional settlement residues (IRSR) are recovered from the receiving Transmission Network Service Provider of the relevant directional interconnector.

Table 15 Residue Payment 2020 Quarter 2 (1 April to 30 June 2020)

	NSWQLD	QLDNSW	SAVIC	VICSA	NSWIC	VICNSW	TOTAL
Total Surplus ¹	\$18,449.40	\$11,481,605.32	\$2,080,182.14	\$1,805,758.01	\$606,041.91	\$7,233,647.00	\$23,225,683.78
Allocation Fees ²	\$7,711.00	\$17,295.12	\$2,363.90	\$103,998.40	\$5,239.40	\$37,440.00	\$174,047.82
Cancellation Fees ²	\$0.00	\$123.96	\$0.00	\$0.00	\$52.80	\$421.50	\$598.26
Guaranteed Minimum ³	\$5,500.00	\$12,120.00	\$7,700.00	\$8,800.00	\$13,200.00	\$15,300.00	\$62,620.00
Adjustment Amount ⁴	\$0.00	\$0.00	\$0.00	\$0.00	\$0.00	\$0.00	\$0.00
Residue Distributed ⁵	\$10,738.40	\$11,464,186.24	\$2,077,818.24	\$1,701,759.61	\$600,749.71	\$7,195,785.50	\$23,051,037.70
Allocation Proceeds	\$372,554.88	\$15,349,675.99	\$4,503,049.83	\$3,016,551.27	\$3,437,336.10	\$6,349,669.58	\$33,028,837.64
Cancellation Proceeds	\$0.00	\$168,231.68	\$0.00	\$0.00	\$29,640.00	\$175,950.00	\$373,821.68
Estimated Payout Ratio (%) ⁶	2.9	73.9	46.1	56.4	17.3	110.3	69.0
Negative Residues	-\$937.53	-\$287,133.28	-\$73,760.22	-\$18,792.49	-\$9,248.00	-\$41,374.40	-\$431,245.93

¹ Total Surplus refers to the total distributable surplus (IRSR allocated to auction unit holders, excluding derogations and negative surpluses)

² Allocation and cancellation auction Fees are paid out of the residue prior to the balance being paid to the successful auction participant. The fees calculation in Table 15 above, is the sum of units sold multiplied by the fee rate for each interconnector. This is calculated prior to the global recovery calculation which redistributes the fees on the basis on total surplus and is done at time of weekly billing.

³ All successful auction participants are guaranteed a minimum payment of \$10/unit

⁴ This is an additional payment to ensure that the participant receives the minimum payment.

⁵ Residue Distributed refers to the Total Surplus less Auction Fees.

⁶ Residue Distributed divided by Auction Proceeds, expressed as a percentage.