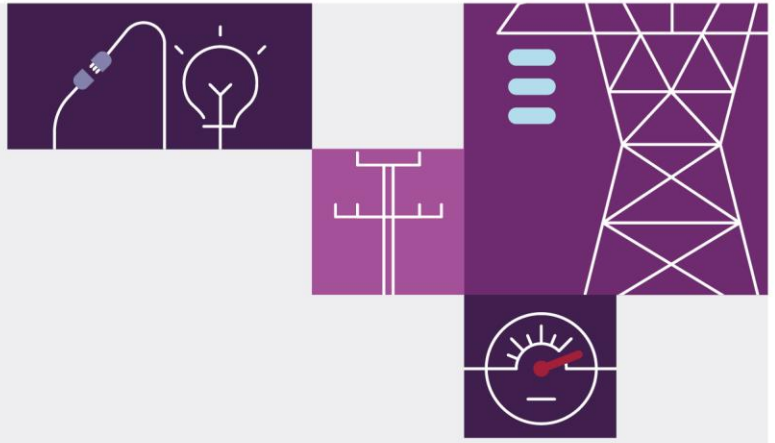


Victorian Transfer Limit Advice – Outages in Adjacent Regions

August 2024

For the National Electricity Market





Important notice

Purpose

This publication has been prepared by AEMO to provide information about the transfer limit equations for flows to, from and inside Victoria for voltage stability, transient stability, voltage oscillation and voltage unbalance limits or constraint equation performance and related issues, as at the date of publication.

Disclaimer

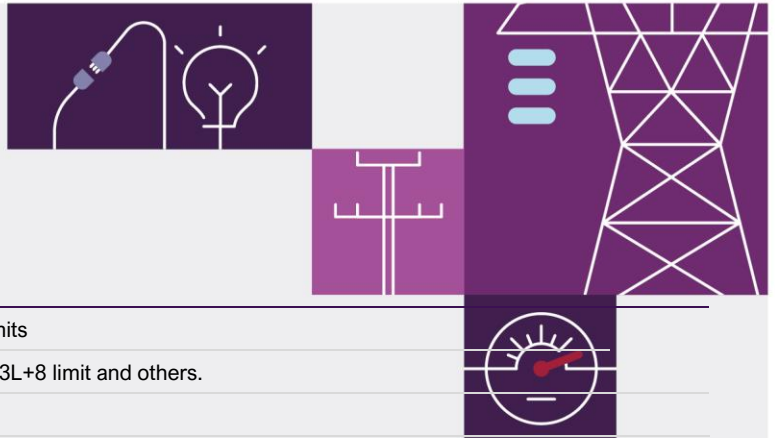
This document or the information in it may be subsequently updated or amended. This document does not constitute legal or business advice, and should not be relied on as a substitute for obtaining detailed advice about the National Electricity Law, the National Electricity Rules, or any other applicable laws, procedures or policies. AEMO has made every effort to ensure the quality of the information in this document but cannot guarantee its accuracy or completeness.

Accordingly, to the maximum extent permitted by law, AEMO and its officers, employees and consultants involved in the preparation of this document:

- make no representation or warranty, express or implied, as to the currency, accuracy, reliability or completeness of the information in this document; and
- are not liable (whether by reason of negligence or otherwise) for any statements or representations in this document, or any omissions from it, or for any use or reliance on the information in it.

Copyright

© 202421/08/2024 12:00:00 PM2024 Australian Energy Market Operator Limited. The material in this publication may be used in accordance with the [copyright permissions on AEMO's website](#).



Version control

Version	Release date	Changes
9	23/08/2024	Added SA islanding limits
8	07/06/2024	Updated Line 63 limit, 3L+8 limit and others.
7	24/04/2024	Updated several limits
6	7/3/2024	Updated to the new AEMO template, document review, moved voltage oscillation/islanding limits into tables
5	25/01/2022	Update to the adjacent region outage limits
4	6/05/2021	Update to offsets to Vic to NSW voltage stability export limit from Victoria to NSW for loss of both APD Potlines and NSW to Vic voltage stability import limit from NSW to Victoria for fault and trip of Basslink or the loss of the largest Victorian generator for the outages in NSW
3	12/03/2021	Update to offsets to Vic to NSW voltage stability export limit from Victoria to NSW for loss of both APD Potlines for outages in NSW
2		Added Stockdill to Upper Tumut outage
1	2/11/2020	Initial version – limits copied from the Vic single outages doc



Contents

1	Introduction	913
1.1	Other AEMO publications	913
1.2	Calculating transient and voltage stability limits	913
1.3	Calculating voltage unbalance limits	1014
1.4	Calculating voltage oscillation limits	1115
1.5	Conversion to constraint equations	1115
2	NSW-Single Outages	1216
2.1	Balranald to Buronga (X3) 220 kV line	1216
2.2	Balranald to Darlington Point (X5) 220 kV line	1418
2.3	Canberra to Capital (6) 330 kV line	1519
2.4	Bannaby to Crookwell (61) 330 kV line	1620
2.5	Canberra to Lower Tumut (7) 330 kV line	1721
2.6	Canberra to Yass (9) 330 kV line	1822
2.7	Capital to Kangaroo Valley (3W) 330 kV line	1923
2.8	Collector to Marulan (4) 330 kV line	2024
2.9	Collector to Yass (3L) 330 kV line	2125
2.10	Dapto to Kangaroo Valley (18) 330 kV line	2226
2.11	Dapto to Marulan (8) 330 kV line	2327
2.12	Darlington Point to Wagga (63) 330 kV line	2428
2.13	Gullen Range to Crookwell (3H) 330 kV line	2731
2.14	Jindera to Wagga (62) 330 kV line	2832
2.15	Lower Tumut To Murray (66) 330 kV line	3034
2.16	Lower Tumut To Upper Tumut (64) 330 kV line	3236
2.17	Lower Tumut to Wagga (051) 330 kV line	3337
2.18	Lower Tumut to Yass (3) 330 kV line	3539
2.19	Marulan to Yass (5) 330 kV line	3640
2.20	Murray To Upper (65) Tumut 330 kV line	3741
2.21	Ravine-Yass (2) 330 kV line	3842
2.22	Sydney South-Dapto (11) 330 kV line	3943
2.23	Stockdill - Canberra (3C) 330 kV line	4044
2.24	Stockdill - Upper Tumut (1) 330 kV line	4145
2.25	Upper Tumut - Ravine (6X) 330 kV line	4246
2.26	Yass – Rye Park (3J) 330 kV line	4347
3	NSW – Multiple Outages	4448

3.1	Buronga-Balranald (X3) and Balranald to Darlington Point (X5) 220kV lines	4448
3.2	Canberra – Lower Tumut (7) and Yass to Rye Park (3J) or Rye Park to Gullen Range (3P) 330kV lines	4549
3.3	Canberra-Yass (9) and Yass-Marulan (5) 330kV lines	4650
3.4	Capital-Kangaroo Valley (3W) and Canberra-Stockdil (3C) 330kV lines	4751
3.5	Capital-Kangaroo Valley (3W) and Canberra-Upper Tumut (1) 330kV lines	4852
3.6	Collector – Yass (3L) and Marulan -Dapto (8) 330kV lines	4953
3.7	Collector – Yass (3L) and Sydney South -Dapto (11) 330kV lines	5054
3.8	Dapto – Kangaroo Valley (18) and Lower Tumut – Canberra (7) lines	5155
3.9	Jindera-Wagga (62) and Darlington Point-Wagga (63) and Balranald to Darlington Point (X5)	5256
3.10	Lower Tumut to Yass (3) and Marulan to Yass (5) lines	5357
3.11	Lower Tumut to Yass (3) and Stockdill-Upper Tumut (1)	5458
3.12	Murray-Upper Tumut (65) and Canberra-Yass (9) 330kV lines	5559
3.13	Murray-Upper Tumut (65) and Capital–Kangaroo Valley (3W) 330kV lines	5660
3.14	Ravine – Yass (2), Darlington Pt-Wagga (63), Balranald-Darlington Point (X5) lines	5761
3.15	Ravine – Yass (2), Darlington Pt-Wagga (63), Balranald-Darlington Point (X5), Buronga-Balranald (X3) and Yass – Rye Park (3J) lines	5862
3.16	Ravine – Yass (2) 330 kV line and South Morang F2 transformer	5963
3.17	Ravine – Yass (2) and Yass – Rye Park (3J) 330kV lines	6064
3.18	Ravine – Yass (2) and Yass – Rye Park (3J) and Dederang-South Morang 330kV lines	6165
3.19	Sydney South-Dapto (11) and Bayswater-Sydney West (31 or 32) lines	6266
3.20	Sydney South-Dapto (11) and Kemps Creek-Sydney North (14) lines	6367
3.21	Upper Tumut – Ravine (6X) and Yass-Rye Park (3J) 330kV lines	6468
3.22	Upper Tumut – Ravine (6X), Yass-Rye Park (3J) and Darlington Point-Wagga (63) 330kV lines	6569
3.23	Wagga 330kV A Bus [Wagga-Lower Tumut (51), Darlington Point-Wagga (63) and Balranald to Darlington Point (X5)]	6670
3.24	Wagga-Lower Tumut (51), Darlington Point-Wagga (63) 330 kV and Balranald to Darlington Point (X5) 220 kV lines	6771
3.25	Yass - Lower Tumut (3), Sydney South – Dapto (11) and Sydney North-Kemps Creek (14) lines	6872
4	South Australia - Single Outages	6973
4.1	South East to Tailern Bend 275 kV line	6973
5	South Australia - Multiple Outages	7075
5.1	Tailern Bend to South East SA Islanding condition	7075
5.2	Tailern Bend-Tungkillo and Tailern Bend-Cherry Gardens 275kV lines out of service SA Islanding condition	7176
A1.	Measures and Definitions	7277
A1.1	Units of Measure	7277
A1.2	Parameter Definitions	7277



Tables

Table 1	N [^] V BALR-BSS_BLVG offset	1216
Table 2	V [^] N_2xAPD offset	1216
Table 3	V [^] S [MRLK] BALR-BSS_BEKG	1317
Table 4	Voltage oscillation limits	1317
Table 5	Voltage oscillation limits	1418
Table 6	N [^] V_CANB-CAP_BLVG offset	1519
Table 7	V [^] N_2xAPD offset	1519
Table 8	V [^] N_2xAPD offset	1620
Table 9	NIL_VI_BLVG offset	1721
Table 10	V [^] N_2xAPD offset	1721
Table 11	NIL_VI_BLVG offset	1822
Table 12	V [^] N_2xAPD offset	1822
Table 13	N [^] V CANB-CAP_BLVG offset	1923
Table 14	V [^] N_2xAPD offset	1923
Table 15	N [^] V MSS-UTSS_BLVG offsets	2024
Table 16	V [^] N_2xAPD offset	2024
Table 17	N [^] V CANB-CAP_BLVG offset	2226
Table 18	V [^] N_2xAPD offset	2226
Table 19	V [^] N_2xAPD offset	2327
Table 20	Voltage oscillation limits	2428
Table 21	Voltage oscillation limits	2428
Table 22	V [^] N_2xAPD offset	2529
Table 23	V [^] N_2xAPD offset	2529
Table 24	N [^] V DP-WG_BLVG offset	2529
Table 25	N [^] V DP-WG_BLVG offset	2630
Table 26	V [^] N_2xAPD offset	2731
Table 27	V:: [^] N HOTS-RCTS_V/Q/S/S_decel offsets	2832
Table 28	V [^] N JIND-WAGGA_BLVG offset	2832
Table 29	V [^] N_2xAPD offset	2933
Table 30	Voltage oscillation limits	2933
Table 31	V:: [^] N LTSS-MSS_V coefficients	3034
Table 32	V:: [^] N LTSS-MSS_S coefficients	3135
Table 33	NIL_VI_BLVG offset	3236

Table 34	V^N_2xAPD offset	3236
Table 35	V::N LTSS-WAGGA_V/Q/S/S_decel offsets	3337
Table 36	V^N LTSS-WAGGA BLVG coefficients	3337
Table 37	V^N LTSS-YASS_BLVG offset	3539
Table 38	V^N_2xAPD offset	3539
Table 39	N^V MSS-UTSS_BLVG offsets	3741
Table 40	V^N_2xAPD offset	3741
Table 41	N^V MSS-UTSS_BLVG offsets	3842
Table 42	V^N_2xAPD offset	3842
Table 43	N^V MSS-UTSS_BLVG offsets	3943
Table 44	V^N_2xAPD offset	3943
Table 45	V^N_2xAPD offset	4044
Table 46	N^V MSS-UTSS_BLVG offsets	4145
Table 47	V^N_2xAPD offset	4145
Table 48	V^N_2xAPD offset	4246
Table 49	NIL_VI_BLVG offsets	4347
Table 50	V^N_2xAPD offset	4347
Table 51	V^N_2xAPD offset	4448
Table 52	NIL_VI_BLVG offset	4549
Table 53	V^N_2xAPD offset	4549
Table 54	V^N_2xAPD offset	4650
Table 55	V^N_2xAPD offset	4751
Table 56	N^V_CANB-LTSS_BLVG offset	4852
Table 57	V^N_2xAPD offset	4852
Table 58	V^N_2xAPD offset	4953
Table 59	NIL_VI_BLVG offset	5054
Table 60	V^N_2xAPD offset	5054
Table 61	NIL_VI_BLVG offset	5155
Table 62	V^N_2xAPD offset	5155
Table 63	N^V BALR-BSS_BLVG offset	5256
Table 64	V^N_2xAPD offset	5256
Table 65	NIL_VI_BLVG offset	5357
Table 66	V^N_2xAPD offset	5357
Table 67	NIL_VI_BLVG offset	5458
Table 68	V^N_2xAPD offset	5458
Table 69	V^N_2xAPD offset	5559
Table 70	N^V BALR-BSS_BLVG offset	5660
Table 71	V^N_2xAPD offset	5660



Table 72	NIL_VI_BLVG offset	5761
Table 73	V^N_2xAPD offset	5761
Table 74	NIL_VI_BLVG offset	5862
Table 75	V^N_2xAPD offset	5862
Table 76	V^N_2xAPD offset	5963
Table 77	NIL_VI_BLVG offset	6064
Table 78	V^N_2xAPD offset	6064
Table 79	NIL_VI_BLVG offset	6165
Table 80	V^N_2xAPD offset	6165
Table 81	NIL_VI_BLVG offset	6468
Table 82	V^N_2xAPD offset	6468
Table 83	V^N_2xAPD offset	6670
Table 84	V^N_2xAPD offset	6771
Table 85	NIL_VI_BLVG offset	6872
Table 86	V^N_2xAPD offset	6872
Table 87	NIL_V and NIL_O Offsets	6973
Table 88	NIL_V and NIL_O Offsets	6973
Table 89	NIL_V and NIL_O Offsets	7075
Table 90	NIL_V and NIL_O Offsets	7176

1 Introduction

AEMO is responsible for calculating the maximum transient and voltage stability limits into and out of Victoria, voltage oscillation limits due to low system strength, as well as voltage unbalance constraints to keep the system within specified limits, in accordance with the National Electricity Rules (NER) S5.1.2.3 and the Power System Stability Guidelines¹. This document describes the values for these transfer limits for single and multiple prior outage conditions in NSW and South Australia.

This limits advice document also describes the methodology used by AEMO to determine the transient and voltage stability limits, voltage oscillation and the voltage unbalance limits.

The limit equations for system normal cases are described in a separate document, *Victorian Transfer Limit Advice – System Normal*. Limit equations for single and multiple prior outages are described in *Victorian Transfer Limit Advice – Outages* and *Victorian Transfer Limit Advice – Multiple Outages*. These documents are available on the AEMO website².

1.1 Other AEMO publications

Other limit advice documents are located at <https://www.aemo.com.au/energy-systems/electricity/national-electricity-market-nem/system-operations/congestion-information-resource/limits-advice>.

1.2 Calculating transient and voltage stability limits

Transfer limit equations are developed for power transfers into and out of Victoria (known as import and export limits respectively). Maximum export is limited by transient stability, whereas maximum import is determined by voltage stability.

Transient stability limit equations are derived from a large number of transient stability studies. Stability studies are based on the application of a 2-phase to ground fault at the most critical fault location.

Voltage stability limit equations are derived from a large number of load flow studies. Studies consider the trip of a large generator, the loss of Basslink when exporting from Tasmania (Tas) to Victoria (Vic), and where appropriate the trip of a critical transmission line or transformer.

1.2.1 Methodology

The methodology for calculating voltage and transient stability limits is:

1. Generate a set of Power System Simulator for Engineering (PSS/E) cases to represent a wide range of operating conditions.

¹ AEMO, *Power System Stability Guidelines*, Available at: <https://www.aemo.com.au/energy-systems/electricity/national-electricity-market-nem/system-operations/congestion-information-resource>, Viewed on 6 March 2024.

² Available at: <https://www.aemo.com.au/energy-systems/electricity/national-electricity-market-nem/system-operations/congestion-information-resource/limits-advice>

2. Execute a binary search algorithm to search for limiting interconnector power transfer.
3. Linear regression and statistical limit determination.

1.3 Calculating voltage unbalance limits

Voltage unbalance is based on the levels of negative sequence voltage. As specified in S5.1a.1 of the NER, the negative sequence voltage needs to be limited to 0.5% of nominal voltage for busbars greater than 100 kV. With the introduction of generation in the southwest of Victoria, AEMO has determined that under specific outage conditions, the voltage unbalance at the Portland smelter (APD) 500 kV busbar can exceed these levels.

The limit equations are defined such that the simulated negative sequence voltage on the APD 500 kV bus does not exceed 0.4 % of nominal voltage³ for system normal and prior circuit outage conditions. This allows for a margin of 0.1%, which is considered a minimum requirement to account for the following:

- Other sources of unbalance, including effect of loads and generation that were not represented. The simulation results only represent unbalance associated with the transmission network.
- Sufficient measurements of voltage unbalance in the APD area that are not presently available to enable verification or calibration of the simulation model.

As well, the maximum simulated voltage unbalance at APD without the additional generation in the south west of Victoria is 0.4%.

The voltage unbalance levels at APD are influenced by a combination of:


- Voltage balancing effect (or reduction of negative sequence voltage) at Mortlake caused by the Mortlake generators.
- Power flow and associated negative sequence voltage across the Mortlake (MOPS) to Moorabool (MLTS), and Mortlake (MOPS) to Heywood (HYTS) to APD No. 2 500 kV lines (which are not fully transposed).
- Power flow on the Moorabool (MLTS) to Tarrone (TRTS) to Heywood (HYTS) to APD No. 1 500 kV line and mutual coupling with the MOPS-MLTS and MOPS-HYTS-APD No. 2 500 kV lines.

These factors can produce additive or counteractive effects on negative sequence voltage at APD, depending on the direction of power flow in the MOPS-MLTS and MOPS-HYTS-APD No. 2 500 kV lines and adjacent MLTS-TRTS-HYTS-APD No. 1 500 kV line.

1.3.1 Methodology

A number of voltage unbalance simulations were performed using a Power Systems Computer Aided Design (PSCAD) model of the 500 kV network. From these results, limit equations were produced to keep the level of voltage unbalance at APD at or below 0.4% during specific outages on the 500 kV network. These equations quantify the relationship between generation, Vic to SA transfer (via Heywood), and where relevant, APD load, such that the simulated voltage unbalance at APD will not exceed 0.4%.

³ Line to Line = 2 kV and Line to Neutral = 1.15 kV



It is assumed that the net APD load can vary between 405 MW to 615 MW, and Portland wind farm is capable of generating up to 100 MW.

1.4 Calculating voltage oscillation limits

Voltage oscillations and associated instability can occur in parts of the power system that have low system strength, especially during prior outage conditions. To mitigate such oscillations in Western Victoria power system, voltage oscillatory stability limits are determined for low system strength conditions including prior outage conditions. Simulations of large disturbances such as two-phase to ground fault and trip of critical lines are undertaken using PSCAD to determine if the voltage oscillations occur in the power system post-contingency.

Large disturbance simulations of several operating conditions are undertaken to determine the limiting operating conditions of the power system which prevent voltage oscillations from occurring.

1.4.1 Methodology

Voltage oscillation stability limits were determined by performing electromagnetic-transient simulations using PSCAD on a model of the north-west Victorian and south-west NSW networks. Several possible power system scenarios including Murraylink power import and export conditions, wind farm and solar farm operating conditions, battery operating conditions and special protection schemes were considered in the simulations.

1.5 Conversion to constraint equations

This document does not describe how AEMO implements these limit equations as constraint equations in the National Electricity Market (NEM) market systems. That is covered in the Constraint Formulation Guidelines, Constraint Naming Guidelines and Constraint Implementation Guidelines. These documents are located in the Congestion Information Resource on the AEMO website, at: <https://www.aemo.com.au/energy-systems/electricity/national-electricity-market-nem/system-operations/congestion-information-resource>.

2 NSW-Single Outages

Note: these limits are in addition to the limits provided by TransGrid for each of these outages.

2.1 Balranald to Buronga (X3) 220 kV line

The following limit equations are enabled during an outage of the Balranald to Buronga (X3) 220 kV line.

2.1.1 Voltage Stability – NSW to Vic

Largest Vic generator or Basslink trip

To manage the Victorian voltage stability import limit from NSW to Victoria for the trip of Basslink or the loss of the largest Victorian generator, apply the following prior outage offset to the system normal equation NIL_VI_BLVG. Studies monitored post-contingent voltages and reactive power margin in northern Victoria and southern NSW. The limit equation is of the form:

$$NSW\ to\ Victoria \leq [-1 * Sum [Term\ Values * System\ Normal\ Coefficients]] + Offset$$

Table 1 N^V BALR-BSS_BLVG offset

Term	Offset
Offset to system normal equation NIL_VI_BLVG	-150

Dederang to Murray 330 kV line trip

The system normal voltage stability equation NIL_VI_BLVG will manage voltage stability associated with the loss of a Dederang to Murray 330 kV line. Therefore, no additional offset is required.

2.1.2 Voltage Stability – Vic to NSW

To manage the Vic to NSW voltage stability export limit from Victoria to NSW for loss of both APD Potlines, apply the following prior outage offset to the system normal equation V^N_2xAPD. The limit equation is of the form:

$$Victoria\ to\ NSW \leq Sum [Term\ Values * Coefficients] + Offset$$

Table 2 V^N_2xAPD offset

Term	Offset
Offset to system normal equation V^N_2xAPD	-100

2.1.3 Voltage Stability - Murraylink

To manage the Murraylink voltage stability export limit from Victoria to SA for the trip of the Bendigo to Kerang 220 kV line, apply the following prior outage limit equations. Studies assume the Red Cliffs Voltage source controller (VSC) is in voltage control mode with the Very Fast Runback (VFRB) scheme disabled. Studies monitored post-contingent voltages and reactive power margin in southern NSW and the Victorian state grid. The limit equation is of the form:

$$Victoria\ to\ SA\ (Murraylink) \leq Sum [Term\ Values * Coefficients]$$

Table 3 VAS [MRLK] BALR-BSS_BEKG

Term	Coefficient
Intercept	242.8
RCTS Load	-1.242
KGTS Load	-1.939
BKNH TX MW	-0.9566
HOTS SVC Out of Service	-36
Confidence Level (95%) offset	-40

2.1.4 Voltage Oscillation

To prevent voltage oscillations for the trip of Ararat to Waubra to Ballarat or Bendigo to Kerang 220 kV line the following limits are applied:

Table 4 Voltage oscillation limits

Generator	MW Limit	Inverter / Turbine maximum
Bannerton Solar Farm	≤ 45 MW	
Bulgana Wind Farm	≤ 0 MW (can be operated in 'Pause Mode')	Turbines ≤0MW (paused), Q-control mode, Q setpoint = zero MVAR
Bulgana battery	=0 MW	0 and disconnected
Coleambally Solar Farm	≤ 50 MW	
Darlington Point Solar Farm	≤ 100 MW	
Finley Solar Farm	≤ 50 MW	
Gannawarra Solar Farm	≤ 30 MW	
Karadoc Solar Farm	≤ 25 MW	
Kiamal solar farm	≤ 50 MW	
Murra Warra 1+2 Wind Farm	≤ 90 MW	
Murraylink (SA to Vic)	≤ 130 MW	
Wemen Solar Farm	≤ 45 MW	
Yatpool Solar Farm	≤ 25 MW	

Horsham SVC switched off or set to manual mode with a fixed Q setpoint

2.2 Balranald to Darlington Point (X5) 220 kV line

The same limits applied for Balranald to Buronga (X3), except Voltage Oscillation limit apply for this outage (refer to section 2.1).

2.2.1 Voltage Oscillation

To prevent voltage oscillations for the trip of Ararat to Waubra to Ballarat or Bendigo to Kerang 220 kV line the following limits are applied:

Table 5 Voltage oscillation limits

Generator	MW Limit	Inverter / Turbine maximum
Bannerton Solar Farm	≤ 45 MW	
Bulgana Wind Farm	≤ 0 MW (can be operated in 'Pause Mode')	Turbines ≤0MW (paused), Q-control mode, Q setpoint = zero MVAR
Bulgana battery	=0 MW	0 and disconnected
Coleambally Solar Farm	≤ 50 MW	
Darlington Point Solar Farm	≤ 100 MW	
Finley Solar Farm	≤ 50 MW	
Gannawarra Solar Farm	≤ 30 MW	
Karadoc Solar Farm	≤ 25 MW	
Kiamal solar farm	≤ 50 MW	
Murra Warra 1+2 Wind Farm	≤ 100 MW	
Murraylink (SA to Vic)	≤ 130 MW	
Wemen Solar Farm	≤ 45 MW	
Yatpool Solar Farm	≤ 25 MW	

Horsham SVC switched off or set to manual mode with a fixed Q setpoint

2.3 Canberra to Capital (6) 330 kV line

The following limit equations are enabled during an outage of the Canberra to Capital (6) 330 kV line.

2.3.1 Voltage Stability- NSW to VIC

To manage the Victorian voltage stability import limit from NSW to Victoria for the trip of Basslink or the loss of the largest Victorian generator, apply the following prior outage offset to the system normal equation NIL_VI_BLVG. Studies monitored post-contingent voltages and reactive power margin in northern Victoria and southern NSW. The limit equation is of the form:

$$\text{NSW to Victoria} \leq [-1 * \text{Sum} [\text{System Normal Term Values} * \text{System Normal Coefficients}]] + \text{Offset}$$

Table 6 N^V_CANB-CAP_BLVG offset

Term	Offset
Offset to system normal equation NIL_VI_BLVG	-100

2.3.1 Voltage Stability- VIC to NSW

To manage the Vic to NSW voltage stability export limit from Victoria to NSW for loss of both APD Potlines, apply the following prior outage offset to the system normal equation V^N_2xAPD. The limit equation is of the form:

$$\text{Victoria to NSW} \leq \text{Sum} [\text{Term Values} * \text{Coefficients}] + \text{Offset}$$

Table 7 V^N_2xAPD offset

Term	Offset
Offset to system normal equation V^N_2xAPD	-100

2.4 Bannaby to Crookwell (61) 330 kV line

The following limit equations are enabled during the above outage.

2.4.1 Voltage Stability- VIC to NSW

To manage the Vic to NSW voltage stability export limit from Victoria to NSW for loss of both APD Potlines, apply the following prior outage offset to the system normal equation V^N_{2xAPD} . The limit equation is of the form:

$$\text{Victoria to NSW} \leq \text{Sum [Term Values * Coefficients] +Offset}$$

Table 8 V^N_{2xAPD} offset

Term	Offset
Offset to system normal equation V^N_{2xAPD}	-130

2.5 Canberra to Lower Tumut (7) 330 kV line

The following limit equation is enabled during the above prior outage.

2.5.1 Voltage Stability – NSW to Vic

To manage the Victorian voltage stability import limit from NSW to Victoria for the trip of Basslink or the loss of the largest Victorian generator, apply the following prior outage offset to the system normal equation NIL_VI_BLVG. Studies monitored post-contingent voltages and reactive power margin in northern Victoria and southern NSW. The limit equation is of the form:

$$\text{NSW to Victoria} \leq [-1 * \text{Sum} [\text{System Normal Term Values} * \text{System Normal Coefficients}]] + \text{Offset}$$

Table 9 NIL_VI_BLVG offset

Term	Offset
Offset to system normal equation NIL_VI_BLVG	-60

2.5.2 Voltage Stability – Vic to NSW

To manage the Vic to NSW voltage stability export limit from Victoria to NSW for loss of both APD Potlines, apply the following prior outage offset to the system normal equation V^N_2xAPD. The limit equation is of the form:

$$\text{Victoria to NSW} \leq \text{Sum} [\text{Term Values} * \text{Coefficients}] + \text{Offset}$$

Table 10 V^N_2xAPD offset

Term	Offset
Offset to system normal equation V^N_2xAPD	-80

2.6 Canberra to Yass (9) 330 kV line

The following limit equation is enabled during the above prior outage.

2.6.1 Voltage Stability –NSW-Vic

To manage the Victorian voltage stability import limit from NSW to Victoria for the trip of Basslink or the loss of the largest Victorian generator, apply the following prior outage offset to the system normal equation NIL_VI_BLVG. ***NSW to Victoria $\leq [-1 * \text{Sum} [\text{System Normal Term Values} * \text{System Normal Coefficients}]] + \text{Offset}$***

Table 11 NIL_VI_BLVG offset

Term	Offset
Offset to system normal equation NIL_VI_BLVG	-50

2.6.2 Voltage Stability – Vic to NSW

To manage the Vic to NSW voltage stability export limit from Victoria to NSW for loss of both APD Potlines, apply the following prior outage offset to the system normal equation V^N_2xAPD. The limit equation is of the form:

Victoria to NSW $\leq \text{Sum} [\text{Term Values} * \text{Coefficients}] + \text{Offset}$

Table 12 V^N_2xAPD offset

Term	Offset
Offset to system normal equation V^N_2xAPD	-100

2.7 Capital to Kangaroo Valley (3W) 330 kV line

The following limit equations are enabled during an outage of the Capital to Kangaroo Valley (3W) 330 kV line.

2.7.1 Voltage Stability – NSW to Vic

To manage the Victorian voltage stability import limit from NSW to Victoria for the trip of Basslink or the loss of the largest Victorian generator, apply the following prior outage offset to the system normal equation NIL_VI_BLVG. Studies monitored post-contingent voltages and reactive power margin in northern Victoria and southern NSW. The limit equation is of the form:

$$\text{NSW to Victoria} \leq [-1 * \text{Sum} [\text{System Normal Term Values} * \text{System Normal Coefficients}]] + \text{Offset}$$

Table 13 N^V CANB-CAP_BLVG offset

Term	Offset
Offset to system normal equation NIL_VI_BLVG	-100

2.7.2 Voltage Stability – Vic to NSW

To manage the Vic to NSW voltage stability export limit from Victoria to NSW for loss of both APD Potlines, apply the following prior outage offset to the system normal equation V^N_2xAPD. The limit equation is of the form:

$$\text{Victoria to NSW} \leq \text{Sum} [\text{Term Values} * \text{Coefficients}] + \text{Offset}$$

Table 14 V^N_2xAPD offset

Term	Offset
Offset to system normal equation V^N_2xAPD	-100

2.8 Collector to Marulan (4) 330 kV line

The following limit equation is enabled during the above prior outage.

2.8.1 Voltage Stability – NSW to Vic

Largest Vic generator or Basslink trip

To manage the Victorian voltage stability import limit from NSW to Victoria for the trip of Basslink or the loss of the largest Victorian generator, apply the following prior outage offset to the system normal equation NIL_VI_BLVG. The limit equation is of the form:

$$\text{NSW to Victoria} \leq [-1 * \text{Sum} [\text{Term Values} * \text{System Normal Coefficients}]] + \text{Offset}$$

Table 15 N^V MSS-UTSS_BLVG offsets

Term	Offset
Offset to system normal equation NILV	-60

2.8.2 Voltage Stability – Vic to NSW

To manage the Vic to NSW voltage stability export limit from Victoria to NSW for loss of both APD Potlines, apply the following prior outage offset to the system normal equation V^N_2xAPD. The limit equation is of the form:

$$\text{Victoria to NSW} \leq \text{Sum} [\text{Term Values} * \text{Coefficients}] + \text{Offset}$$

Table 16 V^N_2xAPD offset

Term	Offset
Offset to system normal equation V^N_2xAPD	-100



2.9 Collector to Yass (3L) 330 kV line

The same limits applied for Collector to Marulan (4) apply for this outage (refer to section 2.8).

2.10 Dapto to Kangaroo Valley (18) 330 kV line

The following limit equations are enabled during the above outage.

2.10.1 Voltage Stability – NSW to Vic

To manage the Victorian voltage stability, import limit from NSW to Victoria for the trip of Basslink or the loss of the largest Victorian generator, apply the following prior outage offset to the system normal equation NIL_VI_BLVG. Studies

$$\text{NSW to Victoria} \leq [-1 * \text{Sum} [\text{System Normal Term Values} * \text{System Normal Coefficients}] + \text{Offset}]$$

Table 17 N^V CANB-CAP_BLVG offset

Term	Offset
Offset to system normal equation NIL_VI_BLVG	-100

2.10.2 Voltage Stability – Vic to NSW

To manage the Vic to NSW voltage stability export limit from Victoria to NSW for loss of both APD Potlines, apply the following prior outage offset to the system normal equation V^N_2xAPD. The limit equation is of the form:

$$\text{Victoria to NSW} \leq \text{Sum} [\text{Term Values} * \text{Coefficients}] + \text{Offset}$$

Table 18 V^N_2xAPD offset

Term	Offset
Offset to system normal equation V^N_2xAPD	-110



2.11 Dapto to Marulan (8) 330 kV line

The following limit equation is enabled during the above prior outage.

2.11.1 Voltage Stability – Vic to NSW

To manage the Vic to NSW voltage stability export limit from Victoria to NSW for loss of both APD Potlines, apply the following prior outage offset to the system normal equation V^N_2xAPD. The limit equation is of the form:

$$\text{Victoria to NSW} \leq \text{Sum [Term Values * Coefficients] + Offset}$$

Table 19 V^N_2xAPD offset

Term	Offset
Offset to system normal equation V^N_2xAPD	-100

2.12 Darlington Point to Wagga (63) 330 kV line

The following limits are enabled during an outage of the Darlington Point to Wagga (63) 330 kV line.

2.12.1 Voltage Oscillation

To prevent voltage oscillations for the trip of the Ararat to Waubra to Ballarat or Bendigo to Kerang 220 kV line the following limits are applied:

When the line X5 (Balranald-Darlington Point) is opened.

Table 20 Voltage oscillation limits

Generator	MW Limit	Inverter / Turbine maximum
Bannerton Solar Farm	≤ 45 MW	
Bulgana wind farm	≤ 0 MW (can be operated in 'Pause Mode')	Turbines ≤ 0 MW (paused), Q-control mode, Q setpoint = zero MVAR
Bulgana battery	= 0 MW	0 and disconnected
Coleambally Solar Farm	≤ 0 MW	
Finley Solar Farm	≤ 0 MW	
Gannawarra Solar Farm	≤ 30 MW	
Karadoc Solar Farm	≤ 25 MW	
Kiamal solar farm	≤ 50 MW	
Limondale 2 solar farm	≤ 0 MW	
Murra Warra 1+2 Wind Farm	≤ 100- MW	
Murraylink (SA to Vic)	≤ 130 MW	
Wemen Solar Farm	≤ 45 MW	
Yatpool Solar Farm	≤ 25 MW	

Horsham SVC switched off or set to manual mode with a fixed Q setpoint

When the line X5 (Balranald-Darlington Point) is in service.

Table 21 Voltage oscillation limits

Generator	MW Limit	Inverter / Turbine maximum
Bannerton Solar Farm	≤ 45 MW	
Bulgana wind farm	≤ 0 MW (can be operated in 'Pause Mode')	Turbines ≤ 0 MW (paused), Q-control mode, Q setpoint = zero MVAR
Bulgana battery	= 0 MW	0 and disconnected
Gannawarra Solar Farm	≤ 30 MW	
Karadoc Solar Farm	≤ 25 MW	
Kiamal solar farm	≤ 50 MW	
Limondale 2 solar farm	≤ 0 MW	
Murra Warra 1+2 Wind Farm	≤ 100 MW	
Murraylink (SA to Vic)	≤ 130 MW	

Generator	MW Limit	Inverter / Turbine maximum
Wemen Solar Farm	≤ 45 MW	
Yatpool Solar Farm	≤ 25 MW	

Horsham SVC switched off or set to manual mode with a fixed Q setpoint

2.12.2 Voltage Stability – Vic to NSW

To manage the Vic to NSW voltage stability export limit from Victoria to NSW for loss of both APD Potlines, apply the following prior outage offset to the system normal equation V^N_{2xAPD} . The limit equation is of the form:

$$\text{Victoria to NSW} \leq \text{Sum [Term Values * Coefficients] + Offset}$$

Table 22 V^N_{2xAPD} offset

Term	Offset
Offset to system normal equation V^N_{2xAPD}	-100

For Darlington Point to Wagga (63) 330 kV line outage, if X5 (Balranald to Darlington Point 220 kV) is also out of service the limit equation is of the form following:

$$\text{Victoria to NSW} \leq \text{Sum [Term Values * Coefficients] + Offset}$$

Table 23 V^N_{2xAPD} offset

Term	Offset
Offset to system normal equation V^N_{2xAPD}	-200

2.12.3 Voltage Stability – NSW to Vic

To manage the Victorian voltage stability import limit from NSW to Victoria for the trip of Basslink or the loss of the largest Victorian generator, apply the following prior outage offset to the system normal equation NIL_{VI_BLVG} . Studies monitored post-contingent voltages and reactive power margin in northern Victoria and southern NSW. The limit equation is of the form:

$$\text{NSW to Victoria} \leq [-1 * \text{Sum [System Normal Term Values * System Normal Coefficients]] + Offset}$$

Table 24 NIL_{VI_BLVG} offset

Term	Offset
Offset to system normal equation NIL_{VI_BLVG}	-160

NOTE: X5 in service and Wagga-Darlington Point 132kV interconnection Open

For Darlington Point to Wagga (63) 330 kV line outage, if X5 (Balranald to Darlington Point 220 kV) is also out of service the limit equation is of the form following:

$$\text{NSW to Victoria} \leq \text{Sum [Term Values * Coefficients] + Offset}$$



Table 25 **N^{AV} DP-WG_BLVG offset**

Term	Offset
Offset to system normal equation NIL_VI_BLVG	-150

NOTE: X5 also O/S



2.13 Gullen Range to Crookwell (3H) 330 kV line

The following limit equations are enabled during the above prior outage.

2.13.1 Voltage Stability – Vic to NSW

To manage the Vic to NSW voltage stability export limit from Victoria to NSW for loss of both APD Potlines, apply the following prior outage offset to the system normal equation V^N_{2xAPD} . The limit equation is of the form:

$$\text{Victoria to NSW} \leq \text{Sum [Term Values * Coefficients] + Offset}$$

Table 26 V^N_{2xAPD} offset

Term	Offset
Offset to system normal equation V^N_{2xAPD}	-80

2.14 Jindera to Wagga (62) 330 kV line

The following limit equations are enabled during an outage of the Jindera to Wagga 330 kV line.

Note : Balranald to Darlington Point (X5) line is also out of service for this outage and the limits for an X5 outage also apply (see section 2.2).

2.14.1 Transient Stability – Vic to NSW

To manage the Victorian transient stability export limit from Victoria to NSW for fault and trip of a Hazelwood to South Morang 500 kV line, apply the following prior outage offsets to system normal equations NILV, NILQ, NILS and NILS decelerating. The limit equation is of the form:

$$\text{Victoria to NSW} \leq \text{Sum [Term Values * System Normal Coefficients]} + \text{Offset}$$

Table 27 V::N HOTS-RCTS_V/Q/S/S_decel offsets

Term	Offset
Offset to system normal equation NILV	-50
Offset to system normal equation NILQ	0
Offset to system normal equation NILS	-50
Offset to system normal equation NILS_decel	-50

2.14.2 Voltage Stability – NSW to Vic

Largest Vic generator or Basslink trip

To manage the Victorian voltage stability import limit from NSW to Victoria for the trip of Basslink or the loss of the largest Victorian generator, apply the following prior outage offset to the system normal equation NIL_VI_BLVG. Studies monitored post-contingent voltages and reactive power margin in northern Victoria and southern NSW. The limit equation is of the form:

$$\text{NSW to Victoria} \leq [-1 * \text{Sum [Term Values * System Normal Coefficients]}] + \text{Offset}$$

Table 28 V^N JIND-WAGGA_BLVG offset

Term	Offset
Offset to system normal equation NIL_VI_BLVG	-200

Dederang to Murray 330 kV line trip

The system normal voltage stability equation NIL_VI_BLVG will manage voltage stability associated with the loss of a Dederang to Murray 330 kV line. Therefore no additional offset is required.

2.14.3 Voltage Stability – Vic to NSW

To manage the Vic to NSW voltage stability export limit from Victoria to NSW for loss of both APD Potlines, apply the following prior outage offset to the system normal equation V^N_2xAPD. The limit equation is of the form:

$$\text{Victoria to NSW} \leq \text{Sum} [\text{Term Values} * \text{Coefficients}] + \text{Offset}$$

Table 29 V^N_2xAPD offset

Term	Offset
Offset to system normal equation V^N_2xAPD	-200

2.14.4 Voltage Oscillation

To prevent voltage oscillations for the trip of Ararat to Waubra to Ballarat or Bendigo to Kerang 220 kV line the voltage oscillation limits for the Dederang to Wodonga 330 kV are applied (see Vic Transfer Limit Advice – Outages section 17.3).

Table 30 Voltage oscillation limits

Generator	MW Limit	Inverter / Turbine maximum
Ararat Wind Farm	≤ 0 MW (can be operated in 'Pause Mode')	
Bannerton Solar Farm	≤ 45 MW	
Bulgana Wind Farm	≤ 0 MW (can be operated in 'Pause Mode')	Turbines ≤0MW (paused), Q-control mode, Q setpoint = zero MVAR
Bulgana Battery	= 0 MW	0 and disconnected
Coleambally Solar Farm	≤ 0 MW	
Crowlands Wind Farm	≤ 0 MW (can be operated in 'Pause Mode')	
Finley Solar Farm	≤ 0 MW	
Gannawarra Solar Farm	≤ 30 MW	
Karadoc Solar Farm	≤ 25 MW	
Kiamal Solar Farm	≤ 50 MW	
Limondale 2 Solar Farm	≤ 0 MW	0 and disconnected
Murra Warra 1+2 Wind Farm	≤ 100 MW	
Murraylink (SA to Vic)	≤ 125 MW	
Wemen Solar Farm	≤ 45 MW	
Yatpool Solar Farm	≤ 25 MW	

Horsham SVC switched off or set to manual mode with a fixed Q setpoint

Kerang SVC switched off or set to manual mode with a fixed Q setpoint

2.15 Lower Tumut To Murray (66) 330 kV line

The following limit equations are enabled during an outage of the Lower Tumut to Murray 330 kV line.

2.15.1 Transient Stability – Vic to NSW

V::N LTSS-MSS_V

To manage the Victorian transient stability export limit from Victoria to NSW for fault and trip of the Murray to Upper Tumut 330 kV line (where Victoria accelerates ahead of the other states), apply the following limit equation:

$$\text{Victoria to NSW} \leq \text{Sum [Term Values * Coefficients]}$$

Table 31 V::N LTSS-MSS_V coefficients

Term	Coefficient
Intercept	1013
Basslink	0.07939
Vic. to SA (Heywood)	0.03878
Vic. to SA (Heywood)^2	-1.855e-4
Vic. to SA (Murraylink)	-0.5962
LV 500 Inertia	1.051
EPS Inertia	7.054
SNOWY Inertia	1.862
Murray Gen	0.1849
Kiewa Gen	0.2187
LV 220 Gen	0.1088
VIC Metro Gen	0.1639
State Grid Load North	-0.3499
Vic Wind & Solar	0.05988
VIC Demand - State Grid Load North	-0.05126
220 kV Caps	-0.07045
Num. ROTS SVC	14.09
Confidence Level (95%) offset	-60

V::N LTSS-MSS_S

To manage the Victorian transient stability export limit from Victoria to NSW for fault and trip of the Murray to Upper Tumut 330 kV line (where Victoria accelerates ahead of the other states), apply the following limit equation:

$$\text{Victoria to NSW} \leq \text{Sum [Term Values * Coefficients]}$$



Table 32 V::N LTSS-MSS_S coefficients

Term	Coefficient
Intercept	938
Basslink	0.05857
Vic. to SA (Heywood)^2	-1.279e-4
Vic. to SA (Murraylink)	-0.4675
LV 500 Inertia	0.9008
SNOWY Inertia	1.973
VIC METRO Gen Inertia	1.407
Murray Gen	0.1011
Kiewa Gen	0.2234
LV 220 Gen	0.04787
State Grid Load North	-0.1881
Vic Wind & Solar	0.06093
VIC Demand - State Grid Load North	-0.03251
Num. ROTS SVC	13.74
Confidence Level (95%) offset	-68

2.15.2 Voltage Stability – NSW to Vic

The system normal voltage stability equation NIL_VI_BLVG will manage voltage stability associated with the trip of Basslink, the loss of the largest Victorian generator or the loss of a Murray to Upper Tumut 330 kV line. Therefore no additional offset is required.

2.16 Lower Tumut To Upper Tumut (64) 330 kV line

The following limit equations are enabled during an outage of the Lower Tumut to Upper Tumut 330 kV line.

2.16.1 Voltage Stability – NSW to Vic

The system normal voltage stability equation NIL_VI_BLVG will manage voltage stability associated with the trip of Basslink, the loss of the largest Victorian generator or loss of a Murray to Upper Tumut 330 kV line. Therefore no additional offset is required.

2.16.2 Voltage Stability – NSW to Vic

To manage the Victorian voltage stability import limit from NSW to Victoria for the trip of Basslink or the loss of the largest Victorian generator, apply the following prior outage offset to the system normal equation NIL_VI_BLVG. The limit equation is of the form:

$$\text{NSW to Victoria} \leq [-1 * \text{Sum} [\text{System Normal Term Values} * \text{System Normal Coefficients}]] + \text{Offset}$$

Table 33 NIL_VI_BLVG offset

Term	Offset
Offset to the system normal equation NIL_VI_BLVG	-50

2.16.3 Voltage Stability – Vic to NSW

To manage the Vic to NSW voltage stability export limit from Victoria to NSW for loss of both APD Potlines, apply the following prior outage offset to the system normal equation V^N_2xAPD. The limit equation is of the form:

$$\text{Victoria to NSW} \leq \text{Sum} [\text{Term Values} * \text{Coefficients}] + \text{Offset}$$

Table 34 V^N_2xAPD offset

Term	Offset
Offset to system normal equation V^N_2xAPD	-150

2.17 Lower Tumut to Wagga (051) 330 kV line

The following limit equations are enabled during an outage of the Lower Tumut to Wagga 330 kV line.

2.17.1 Transient Stability – Vic to NSW

To manage the Victorian transient stability export limit from Victoria to NSW for fault and trip of a Hazelwood to South Morang 500 kV line, apply the following prior outage offsets to system normal equations NILV, NILQ, NILS and NILS decelerating. The limit equation is of the form:

$$\text{Victoria to NSW} \leq \text{Sum [Term Values * System Normal Coefficients]} + \text{Offset}$$

Table 35 V::N LTSS-WAGGA_V/Q/S/S_decel offsets

Term	Offset
Offset to system normal equation NILV	-30
Offset to system normal equation NILQ	0
Offset to system normal equation NILS	-30
Offset to system normal equation NILS_decel	-30

2.17.2 Voltage Stability – NSW to Vic

To manage Victorian voltage stability import limit from NSW to Victoria for the trip of Basslink, the loss of the largest Victorian generator or loss of a Dederang to Murray 330 kV line., apply the following limit equation. Studies monitor post-contingent voltages and reactive power margin in northern Victoria and southern NSW. The limit equation is of the form:

$$\text{NSW to Victoria} \leq -1 * \text{Sum [Term Values * Coefficients]}$$

Table 36 V^N LTSS-WAGGA BLVG coefficients

Term	Coefficient
Intercept	-1369
Contingent_MW	0.9359
SW_NSW	0.7477
NSWd-SW_NSW	0.008493
STH_NSW_GEN	-0.08801
UTUM1SC+UTUM2SC	-24.27
LTUM3SC	-55.16
MSS2SC	-60.74
DD330Cap	-0.3148
WAGGACap	-0.2354
DLPTShunt	-0.6063
MSSReac	-0.2601
YASSReac	-0.1681
U_TUMUT_Gen	-0.4624

Term	Coefficient
L_TUMUT_Gen	-0.1718
MURRAY_Gen	0.5303
UQT Gen	-0.7286
HUME VIC GEN	-3.360
BKNH_GEN	-1.074
Num. MSS1 on	-18.59
Confidence Level (95%) offset	+83.3

2.17.3 Voltage Oscillation

When the X5 (Balranald to Darlington Point) 220 kV line is open during an outage of 051 to prevent voltage oscillations for the trip of Ararat to Waubra to Ballarat or Bendigo to Kerang 220 kV line the voltage oscillation limits for the Balranald to Buronga 220 kV are applied (see section 2.1.4).

2.18 Lower Tumut to Yass (3) 330 kV line

The following limit equations are enabled during an outage of the Lower Tumut to Yass 330 kV line.

2.18.1 Voltage Stability – NSW to Vic

To manage the Victorian voltage stability import limit from NSW to Victoria for the trip of Basslink or the loss of the largest Victorian generator, apply the following prior outage offset to the system normal equation NIL_VI_BLVG.

$$\text{NSW to Victoria} \leq [-1 * \text{Sum} [\text{System Normal Term Values} * \text{System Normal Coefficients}]] + \text{Offset}$$

Table 37 V^N LTSS-YASS_BLVG offset

Term	Offset
Offset to system normal equation NIL_VI_BLVG	-80

2.18.2 Voltage Stability – Vic to NSW

To manage the Vic to NSW voltage stability export limit from Victoria to NSW for loss of both APD Potlines, apply the following prior outage offset to the system normal equation V^N_2xAPD. The limit equation is of the form:

$$\text{Victoria to NSW} \leq \text{Sum} [\text{Term Values} * \text{Coefficients}] + \text{Offset}$$

Table 38 V^N_2xAPD offset

Term	Offset
Offset to system normal equation V^N_2xAPD	-100



2.19 Marulan to Yass (5) 330 kV line

The same limits applied for Collector to Marulan (4) apply for this outage (refer to section 2.8).

2.20 Murray To Upper (65) Tumut 330 kV line

The following limit equations are enabled during an outage of the Murray to Upper Tumut 330 kV line.

2.20.1 Transient Stability – Vic to NSW

To manage the Victorian transient stability export limit from Victoria to NSW for fault and trip of the Lower Tumut to Murray to 330 kV line (where Victoria accelerates ahead of the other states), apply the limit equations in section 2.15.1.

2.20.2 Voltage Stability – NSW to Vic

Largest Vic generator or Basslink trip

To manage the Victorian voltage stability import limit from NSW to Victoria for the trip of Basslink or the loss of the largest Victorian generator, apply the following prior outage offset to the system normal equation NIL_VI_BLVG. Studies monitored post-contingent voltages and reactive power margin in northern Victoria and southern NSW. The limit equation is of the form:

$$\text{NSW to Victoria} \leq [-1 * \text{Sum} [\text{Term Values} * \text{System Normal Coefficients}]] + \text{Offset}$$

Table 39 N^V MSS-UTSS_BLVG offsets

Term	Offset
Offset to system normal equation NILV	-150

2.20.3 Voltage Stability – Vic to NSW

To manage the Vic to NSW voltage stability export limit from Victoria to NSW for loss of both APD Potlines, apply the following prior outage offset to the system normal equation V^N_2xAPD. The limit equation is of the form:

$$\text{Victoria to NSW} \leq \text{Sum} [\text{Term Values} * \text{Coefficients}] + \text{Offset}$$

Table 40 V^N_2xAPD offset

Term	Offset
Offset to system normal equation V^N_2xAPD	-200

2.21 Ravine-Yass (2) 330 kV line

The following limit equation is enabled during the above outage.

2.21.1 Voltage Stability – NSW to Vic

Largest Vic generator or Basslink trip

To manage the Victorian voltage stability import limit from NSW to Victoria for the trip of Basslink or the loss of the largest Victorian generator, apply the following prior outage offset to the system normal equation NIL_VI_BLVG. The limit equation is of the form:

$$\text{NSW to Victoria} \leq [-1 * \text{Sum [Term Values * System Normal Coefficients] }] + \text{Offset}$$

Table 41 N^AV MSS-UTSS_BLVG offsets

Term	Offset
Offset to system normal equation NILV	-40

2.21.2 Voltage Stability – Vic to NSW

To manage the Vic to NSW voltage stability export limit from Victoria to NSW for loss of both APD Potlines, apply the following prior outage offset to the system normal equation V^AN_2xAPD. The limit equation is of the form:

$$\text{Victoria to NSW} \leq \text{Sum [Term Values * Coefficients] } + \text{Offset}$$

Table 42 V^AN_2xAPD offset

Term	Offset
Offset to system normal equation V^AN_2xAPD	-60

2.22 Sydney South-Dapto (11) 330 kV line

The following limit equation is enabled during the above outage.

2.22.1 Voltage Stability – NSW to Vic

Largest Vic generator or Basslink trip

To manage the Victorian voltage stability import limit from NSW to Victoria for the trip of Basslink or the loss of the largest Victorian generator, apply the following prior outage offset to the system normal equation NIL_VI_BLVG. The limit equation is of the form:

$$\text{NSW to Victoria} \leq [-1 * \text{Sum [Term Values * System Normal Coefficients] }] + \text{Offset}$$

Table 43 N^V MSS-UTSS_BLVG offsets

Term	Offset
Offset to system normal equation NILV	-100

2.22.2 Voltage Stability – Vic to NSW

To manage the Vic to NSW voltage stability export limit from Victoria to NSW for loss of both APD Potlines, apply the following prior outage offset to the system normal equation V^N_2xAPD. The limit equation is of the form:

$$\text{Victoria to NSW} \leq \text{Sum [Term Values * Coefficients] } + \text{Offset}$$

Table 44 V^N_2xAPD offset

Term	Offset
Offset to system normal equation V^N_2xAPD	-130

2.23 Stockdill - Canberra (3C) 330 kV line

The following limit equation is enabled during the above outage.

2.23.1 Voltage Stability – Vic to NSW

To manage the Vic to NSW voltage stability export limit from Victoria to NSW for loss of both APD Potlines, apply the following prior outage offset to the system normal equation V^{AN_2xAPD} . The limit equation is of the form:

$$\text{Victoria to NSW} \leq \text{Sum [Term Values * Coefficients] + Offset}$$

Table 45 V^{AN_2xAPD} offset

Term	Offset
Offset to system normal equation V^{AN_2xAPD}	-90

2.24 Stockdill - Upper Tumut (1) 330 kV line

The following limit equation is enabled during the above outage.

2.24.1 Voltage Stability – NSW to Vic

Largest Vic generator or Basslink trip

To manage the Victorian voltage stability import limit from NSW to Victoria for the trip of Basslink or the loss of the largest Victorian generator, apply the following prior outage offset to the system normal equation NIL_VI_BLVG. The limit equation is of the form:

$$\text{NSW to Victoria} \leq [-1 * \text{Sum [Term Values * System Normal Coefficients] } + \text{Offset}]$$

Table 46 N^V MSS-UTSS_BLVG offsets

Term	Offset
Offset to system normal equation NILV	-40

2.24.2 Voltage Stability – Vic to NSW

To manage the Vic to NSW voltage stability export limit from Victoria to NSW for loss of both APD Potlines, apply the following prior outage offset to the system normal equation V^N_2xAPD. The limit equation is of the form:

$$\text{Victoria to NSW} \leq \text{Sum [Term Values * Coefficients] } + \text{Offset}$$

Table 47 V^N_2xAPD offset

Term	Offset
Offset to system normal equation V^N_2xAPD	-80

2.25 Upper Tumut - Ravine (6X) 330 kV line

The following limit equation is enabled during the above prior outage.

2.25.1 Voltage Stability – Vic to NSW

To manage the Vic to NSW voltage stability export limit from Victoria to NSW for loss of both APD Potlines, apply the following prior outage offset to the system normal equation V^{AN_2xAPD} . The limit equation is of the form:

$$\text{Victoria to NSW} \leq \text{Sum [Term Values * Coefficients] + Offset}$$

Table 48 V^{AN_2xAPD} offset

Term	Offset
Offset to system normal equation V^{AN_2xAPD}	-60

2.26 Yass – Rye Park (3J) 330 kV line

The following limit equation is enabled during the above outage.

2.26.1 Voltage Stability – NSW to Vic

Largest Vic generator or Basslink trip

To manage the Victorian voltage stability import limit from NSW to Victoria for the trip of Basslink or the loss of the largest Victorian generator, apply the following prior outage offset to the system normal equation NIL_VI_BLVG. The limit equation is of the form:

$$\text{NSW to Victoria} \leq [-1 * \text{Sum} [\text{Term Values} * \text{System Normal Coefficients}]] + \text{Offset}$$

Table 49 NIL_VI_BLVG offsets

Term	Offset
Offset to system normal equation NILV	-50

2.26.2 Voltage Stability – Vic to NSW

To manage the Vic to NSW voltage stability export limit from Victoria to NSW for loss of both APD Potlines, apply the following prior outage offset to the system normal equation V^N_2xAPD. The limit equation is of the form:

$$\text{Victoria to NSW} \leq \text{Sum} [\text{Term Values} * \text{Coefficients}] + \text{Offset}$$

Table 50 V^N_2xAPD offset

Term	Offset
Offset to system normal equation V^N_2xAPD	-100

3 NSW – Multiple Outages

Note: these limits are in addition to the limits provided by TransGrid for each of these outages.

3.1 Buronga-Balranald (X3) and Balranald to Darlington Point (X5) 220kV lines

The following limit equations are enabled during above outages.

3.1.1 Voltage Stability – Vic to NSW

To manage the Vic to NSW voltage stability export limit from Victoria to NSW for loss of both APD Potlines, apply the following prior outage offset to the system normal equation V^N_{2xAPD} . The limit equation is of the form:

$$\text{Victoria to NSW} \leq \text{Sum [Term Values * Coefficients] +Offset}$$

Table 51 V^N_{2xAPD} offset

Term	Offset
Offset to system normal equation V^N_{2xAPD}	-100

3.2 Canberra – Lower Tumut (7) and Yass to Rye Park (3J) or Rye Park to Gullen Range (3P) 330kV lines

The following limit equations are enabled during above outages.

3.2.1 Voltage Stability – NSW to Vic

To manage the Victorian voltage stability import limit from NSW to Victoria for the trip of Basslink or the loss of the largest Victorian generator, apply the following prior outage offset to the system normal equation NIL_VI_BLVG. The limit equation is of the form:

$$\text{NSW to Victoria} \leq [-1 * \text{Sum} [\text{System Normal Term Values} * \text{System Normal Coefficients}]] + \text{Offset}$$

Table 52 NIL_VI_BLVG offset

Term	Offset
Offset to system normal equation NIL_VI_BLVG	-110

3.2.2 Voltage Stability – Vic to NSW

To manage the Vic to NSW voltage stability export limit from Victoria to NSW for loss of both APD Potlines, apply the following prior outage offset to the system normal equation V^N_2xAPD. The limit equation is of the form:

$$\text{Victoria to NSW} \leq \text{Sum} [\text{Term Values} * \text{Coefficients}] + \text{Offset}$$

Table 53 V^N_2xAPD offset

Term	Offset
Offset to system normal equation V^N_2xAPD	-175

3.3 Canberra-Yass (9) and Yass-Marulan (5) 330kV lines

The following limit equations are enabled during above outages.

3.3.1 Voltage Stability – Vic to NSW

To manage the Vic to NSW voltage stability export limit from Victoria to NSW for loss of both APD Potlines, apply the following prior outage offset to the system normal equation V^{AN_2xAPD} . The limit equation is of the form:

$$\text{Victoria to NSW} \leq \text{Sum [Term Values * Coefficients] +Offset}$$

Table 54 V^{AN_2xAPD} offset

Term	Offset
Offset to system normal equation V^{AN_2xAPD}	-100

3.4 Capital-Kangaroo Valley (3W) and Canberra-Stockdill (3C) 330kV lines

The following limit equations are enabled during above outages.

3.4.1 Voltage Stability – Vic to NSW

To manage the Vic to NSW voltage stability export limit from Victoria to NSW for loss of both APD Potlines, apply the following prior outage offset to the system normal equation V^{AN_2xAPD} . The limit equation is of the form:

$$\text{Victoria to NSW} \leq \text{Sum [Term Values * Coefficients] + Offset}$$

Table 55 V^{AN_2xAPD} offset

Term	Offset
Offset to system normal equation V^{AN_2xAPD}	-100

3.5 Capital-Kangaroo Valley (3W) and Canberra-Upper Tumut (1) 330kV lines

The following limit equations are enabled during above outages.

3.5.1 Voltage Stability – NSW to Vic

To manage the Victorian voltage stability import limit from NSW to Victoria for the trip of Basslink or the loss of the largest Victorian generator, apply the following prior outage offset to the system normal equation NIL_VI_BLVG. The limit equation is of the form:

$$NSW \text{ to Victoria} \leq [-1 * \text{Sum} [\text{System Normal Term Values} * \text{System Normal Coefficients}]] + \text{Offset}$$

Table 56 N^V_CANB-LTSS_BLVG offset

Term	Offset
Offset to system normal equation NIL_VI_BLVG	-140

3.5.2 Voltage Stability – Vic to NSW

To manage the Vic to NSW voltage stability export limit from Victoria to NSW for loss of both APD Potlines, apply the following prior outage offset to the system normal equation V^N_2xAPD. The limit equation is of the form:

$$Victoria \text{ to NSW} \leq \text{Sum} [\text{Term Values} * \text{Coefficients}] + \text{Offset}$$

Table 57 V^N_2xAPD offset

Term	Offset
Offset to system normal equation V^N_2xAPD	-100

3.6 Collector – Yass (3L) and Marulan -Dapto (8) 330kV lines

The following limit equations are enabled during the above outages.

3.6.1 Voltage Stability – Vic to NSW

To manage the Vic to NSW voltage stability export limit from Victoria to NSW for the loss of both APD Potlines, apply the following prior outage offset to the system normal equation V^N_{2xAPD} . The limit equation is of the form:

$$\text{Victoria to NSW} \leq \text{Sum [Term Values * Coefficients] +Offset}$$

Table 58 V^N_{2xAPD} offset

Term	Offset
Offset to system normal equation V^N_{2xAPD}	-175

3.7 Collector – Yass (3L) and Sydney South -Dapto (11) 330kV lines

The following limit equations are enabled during the above outages.

3.7.1 Voltage Stability – NSW to Vic

To manage the Victorian voltage stability import limit from NSW to Victoria for the trip of Basslink or the loss of the largest Victorian generator, apply the following prior outage offset to the system normal equation NIL_VI_BLVG. The limit equation is of the form:

$$\text{NSW to Victoria} \leq [-1 * \text{Sum} [\text{System Normal Term Values} * \text{System Normal Coefficients}] + \text{Offset}]$$

Table 59 NIL_VI_BLVG offset

Term	Offset
Offset to the system normal equation NIL_VI_BLVG	-130

3.7.2 Voltage Stability – Vic to NSW

To manage the Vic to NSW voltage stability export limit from Victoria to NSW for the loss of both APD Potlines, apply the following prior outage offset to the system normal equation V^N_2xAPD. The limit equation is of the form:

$$\text{Victoria to NSW} \leq \text{Sum} [\text{Term Values} * \text{Coefficients}] + \text{Offset}$$

Table 60 V^N_2xAPD offset

Term	Offset
Offset to system normal equation V^N_2xAPD	-200

3.8 Dapto – Kangaroo Valley (18) and Lower Tumut – Canberra (7) lines

The following limit equations are enabled during the above prior outages.

3.8.1 Voltage Stability – NSW to Vic

Largest Vic generator or Basslink trip

To manage the Victorian voltage stability import limit from NSW to Victoria for the trip of Basslink or the loss of the largest Victorian generator, apply the following prior outage offset to the system normal equation NIL_VI_BLVG. The limit equation is of the form:

$$NSW\ to\ Victoria \leq [-1 * Sum [Term\ Values * System\ Normal\ Coefficients]] + Offset$$

Table 61 NIL_VI_BLVG offset

Term	Offset
Offset to system normal equation NIL_VI_BLVG	-200

3.8.2 Voltage Stability – Vic to NSW

To manage the Vic to NSW voltage stability export limit from Victoria to NSW for loss of both APD Potlines, apply the following prior outage offset to the system normal equation V^N_2xAPD. The limit equation is of the form:

$$Victoria\ to\ NSW \leq Sum [Term\ Values * Coefficients] + Offset$$

Table 62 V^N_2xAPD offset

Term	Offset
Offset to system normal equation V^N_2xAPD	-210

3.9 Jindera-Wagga (62) and Darlington Point-Wagga (63) and Balranald to Darlington Point (X5)

The following limit equations are enabled during above outages.

3.9.1 Voltage Stability – NSW to Vic

Largest Vic generator or Basslink trip

To manage the Victorian voltage stability import limit from NSW to Victoria for the trip of Basslink or the loss of the largest Victorian generator, apply the following prior outage offset to the system normal equation NIL_VI_BLVG. The limit equation is of the form is of the form:

$$\text{NSW to Victoria} \leq [-1 * \text{Sum} [\text{Term Values} * \text{System Normal Coefficients}]] + \text{Offset}$$

Table 63 N^V BALR-BSS_BLVG offset

Term	Offset
Offset to system normal equation NIL_VI_BLVG	-200

3.9.2 Voltage Stability – Vic to NSW

To manage the Vic to NSW voltage stability export limit from Victoria to NSW for loss of both APD Potlines, apply the following prior outage offset to the system normal equation V^N_2xAPD. The limit equation is of the form:

$$\text{Victoria to NSW} \leq \text{Sum} [\text{Term Values} * \text{Coefficients}] + \text{Offset}$$

Table 64 V^N_2xAPD offset

Term	Offset
Offset to system normal equation V^N_2xAPD	-200

3.10 Lower Tumut to Yass (3) and Marulan to Yass (5) lines

The following limit equations are enabled during the above prior outages.

3.10.1 Voltage Stability – NSW to Vic

Largest Vic generator or Basslink trip

To manage the Victorian voltage stability import limit from NSW to Victoria for the trip of Basslink or the loss of the largest Victorian generator, apply the following prior outage offset to the system normal equation NIL_VI_BLVG. The limit equation is of the form:

$$\text{NSW to Victoria} \leq [-1 * \text{Sum [Term Values * System Normal Coefficients]}] + \text{Offset}$$

Table 65 NIL_VI_BLVG offset

Term	Offset
Offset to system normal equation NIL_VI_BLVG	-150

3.10.2 Voltage Stability – Vic to NSW

To manage the Vic to NSW voltage stability export limit from Victoria to NSW for loss of both APD Potlines, apply the following prior outage offset to the system normal equation V^N_2xAPD. The limit equation is of the form:

$$\text{Victoria to NSW} \leq \text{Sum [Term Values * Coefficients]} + \text{Offset}$$

Table 66 V^N_2xAPD offset

Term	Offset
Offset to system normal equation V^N_2xAPD	-150

3.11 Lower Tumut to Yass (3) and Stockdill-Upper Tumut (1)

The following limit equations are enabled during the above prior outages.

3.11.1 Voltage Stability – NSW to Vic

Largest Vic generator or Basslink trip

To manage the Victorian voltage stability import limit from NSW to Victoria for the trip of Basslink or the loss of the largest Victorian generator, apply the following prior outage offset to the system normal equation NIL_VI_BLVG. The limit equation is of the form is of the form:

$$\text{NSW to Victoria} \leq [-1 * \text{Sum [Term Values * System Normal Coefficients]}] + \text{Offset}$$

Table 67 NIL_VI_BLVG offset

Term	Offset
Offset to system normal equation NIL_VI_BLVG	-125

3.11.2 Voltage Stability – Vic to NSW

To manage the Vic to NSW voltage stability export limit from Victoria to NSW for loss of both APD Potlines, apply the following prior outage offset to the system normal equation V^N_2xAPD. The limit equation is of the form:

$$\text{Victoria to NSW} \leq \text{Sum [Term Values * Coefficients]} + \text{Offset}$$

Table 68 V^N_2xAPD offset

Term	Offset
Offset to system normal equation V^N_2xAPD	-160

3.12 Murray-Upper Tumut (65) and Canberra-Yass (9) 330kV lines

The following limit equations are enabled during outages of the Murray- Upper Tumut (65) and Canberra - Yass (9) 330kV lines.

3.12.1 Voltage Stability – Vic to NSW

To manage the Vic to NSW voltage stability export limit from Victoria to NSW for loss of both APD Potlines, apply the following prior outage offset to the system normal equation V^N_{2xAPD} . The limit equation is of the form:

$$\text{Victoria to NSW} \leq \text{Sum [Term Values * Coefficients] + Offset}$$

Table 69 V^N_{2xAPD} offset

Term	Offset
Offset to system normal equation V^N_{2xAPD}	-200

3.13 Murray-Upper Tumut (65) and Capital–Kangaroo Valley (3W) 330kV lines

The following limit equations are enabled during outages of the Murray- Upper Tumut (65) and Capital – Kangaroo Valley (3W) 330kV lines.

3.13.1 Voltage Stability – NSW to Vic

Largest Vic generator or Basslink trip

To manage the Victorian voltage stability import limit from NSW to Victoria for the trip of Basslink or the loss of the largest Victorian generator, apply the following prior outage offset to the system normal equation NIL_VI_BLVG. The limit equation is of the form is of the form:

$$NSW\ to\ Victoria \leq [-1 * Sum [Term\ Values * System\ Normal\ Coefficients]] + Offset$$

Table 70 N^V BALR-BSS_BLVG offset

Term	Offset
Offset to system normal equation NIL_VI_BLVG	-250

3.13.2 Voltage Stability – Vic to NSW

To manage the Vic to NSW voltage stability export limit from Victoria to NSW for loss of both APD Potlines, apply the following prior outage offset to the system normal equation V^N_2xAPD. The limit equation is of the form:

$$Victoria\ to\ NSW \leq Sum [Term\ Values * Coefficients] + Offset$$

Table 71 V^N_2xAPD offset

Term	Offset
Offset to system normal equation V^N_2xAPD	-200

3.14 Ravine – Yass (2), Darlington Pt-Wagga (63), Balranald-Darlington Point (X5) lines

The following limit equations are enabled during the above prior outages.

3.14.1 Voltage Stability – NSW to Vic

Largest Vic generator or Basslink trip

To manage the Victorian voltage stability import limit from NSW to Victoria for the trip of Basslink or the loss of the largest Victorian generator, apply the following prior outage offset to the system normal equation NIL_VI_BLVG. The limit equation is of the form is of the form:

$$NSW \text{ to Victoria} \leq [-1 * \text{Sum} [\text{Term Values} * \text{System Normal Coefficients}]] + \text{Offset}$$

Table 72 NIL_VI_BLVG offset

Term	Offset
Offset to system normal equation NIL_VI_BLVG	-150

3.14.2 Voltage Stability – Vic to NSW

To manage the Vic to NSW voltage stability export limit from Victoria to NSW for loss of both APD Potlines, apply the following prior outage offset to the system normal equation V^N_2xAPD. The limit equation is of the form:

$$Victoria \text{ to NSW} \leq \text{Sum} [\text{Term Values} * \text{Coefficients}] + \text{Offset}$$

Table 73 V^N_2xAPD offset

Term	Offset
Offset to system normal equation V^N_2xAPD	-200

3.15 Ravine – Yass (2), Darlington Pt-Wagga (63), Balranald-Darlington Point (X5), Buronga-Balranald (X3) and Yass – Rye Park (3J) lines

The following limit equations are enabled during the above prior outages.

3.15.1 Voltage Stability – NSW to Vic

Largest Vic generator or Basslink trip

To manage the Victorian voltage stability import limit from NSW to Victoria for the trip of Basslink or the loss of the largest Victorian generator, apply the following prior outage offset to the system normal equation NIL_VI_BLVG. The limit equation is of the form is of the form:

$$NSW\ to\ Victoria \leq [-1 * Sum [Term\ Values * System\ Normal\ Coefficients]] + Offset$$

Table 74 NIL_VI_BLVG offset

Term	Offset
Offset to system normal equation NIL_VI_BLVG	-150

3.15.2 Voltage Stability – Vic to NSW

To manage the Vic to NSW voltage stability export limit from Victoria to NSW for loss of both APD Potlines, apply the following prior outage offset to the system normal equation V^N_2xAPD. The limit equation is of the form:

$$Victoria\ to\ NSW \leq Sum [Term\ Values * Coefficients] + Offset$$

Table 75 V^N_2xAPD offset

Term	Offset
Offset to system normal equation V^N_2xAPD	-200

3.16 Ravine – Yass (2) 330 kV line and South Morang F2 transformer

The following limit equations are enabled during the above prior outages.

3.16.1 Voltage Stability – Vic to NSW

To manage the Vic to NSW voltage stability export limit from Victoria to NSW for loss of both APD Potlines, apply the following prior outage offset to the system normal equation V^N_{2xAPD} . The limit equation is of the form:

$$\text{Victoria to NSW} \leq \text{Sum [Term Values * Coefficients] + Offset}$$

Table 76 V^N_{2xAPD} offset

Term	Offset
Offset to system normal equation V^N_{2xAPD}	-110

3.17 Ravine – Yass (2) and Yass – Rye Park (3J) 330kV lines

The following limit equations are enabled during the above prior outages.

3.17.1 Voltage Stability – NSW to Vic

Largest Vic generator or Basslink trip

To manage the Victorian voltage stability import limit from NSW to Victoria for the trip of Basslink or the loss of the largest Victorian generator, apply the following prior outage offset to the system normal equation NIL_VI_BLVG. The limit equation is of the form:

$$NSW\ to\ Victoria \leq [-1 * Sum [Term\ Values * System\ Normal\ Coefficients]] + Offset$$

Table 77 NIL_VI_BLVG offset

Term	Offset
Offset to system normal equation NIL_VI_BLVG	-50

3.17.2 Voltage Stability – Vic to NSW

To manage the Vic to NSW voltage stability export limit from Victoria to NSW for loss of both APD Potlines, apply the following prior outage offset to the system normal equation V^N_2xAPD. The limit equation is of the form:

$$Victoria\ to\ NSW \leq Sum [Term\ Values * Coefficients] + Offset$$

Table 78 V^N_2xAPD offset

Term	Offset
Offset to system normal equation V^N_2xAPD	-60

3.18 Ravine – Yass (2) and Yass – Rye Park (3J) and Dederang-South Morang 330kV lines

The following limit equations are enabled during the above prior outages.

3.18.1 Voltage Stability – NSW to Vic

Largest Vic generator or Basslink trip

To manage the Victorian voltage stability import limit from NSW to Victoria for the trip of Basslink or the loss of the largest Victorian generator, apply the following prior outage offset to the system normal equation NIL_VI_BLVG. The limit equation is of the form is of the form:

$$NSW\ to\ Victoria \leq [-1 * Sum [Term\ Values * System\ Normal\ Coefficients]] + Offset$$

Table 79 NIL_VI_BLVG offset

Term	Offset
Offset to system normal equation NIL_VI_BLVG	-190

3.18.2 Voltage Stability – Vic to NSW

To manage the Vic to NSW voltage stability export limit from Victoria to NSW for loss of both APD Potlines, apply the following prior outage offset to the system normal equation V^N_2xAPD. The limit equation is of the form:

$$Victoria\ to\ NSW \leq Sum [Term\ Values * Coefficients] + Offset$$

Table 80 V^N_2xAPD offset

Term	Offset
Offset to system normal equation V^N_2xAPD	-160



3.19 Sydney South-Dapto (11) and Bayswater-Sydney West (31 or 32) lines

The following limit equations are enabled during the above prior outages.

The Vic to NSW voltage stability limit of the Sydney South-Dapto (11) 330 kV line prior outage limit should be applied.



3.20 Sydney South-Dapto (11) and Kemps Creek-Sydney North (14) lines

The following limit equations are enabled during the above prior outages.

Limits applicable to the Sydney South-Dapto (11) 330 kV line prior outage limits should be applied.

3.21 Upper Tumut – Ravine (6X) and Yass-Rye Park (3J) 330kV lines

The following limit equations are enabled during the above prior outages.

3.21.1 Voltage Stability – NSW to Vic

Largest Vic generator or Basslink trip

To manage the Victorian voltage stability import limit from NSW to Victoria for the trip of Basslink or the loss of the largest Victorian generator, apply the following prior outage offset to the system normal equation NIL_VI_BLVG. The limit equation is of the form is of the form:

$$\text{NSW to Victoria} \leq [-1 * \text{Sum [Term Values * System Normal Coefficients] }] + \text{Offset}$$

Table 81 NIL_VI_BLVG offset

Term	Offset
Offset to the system normal equation NIL_VI_BLVG	-100

3.21.2 Voltage Stability – Vic to NSW

To manage the Vic to NSW voltage stability export limit from Victoria to NSW for loss of both APD Potlines, apply the following prior outage offset to the system normal equation V^N_2xAPD. The limit equation is of the form:

$$\text{Victoria to NSW} \leq \text{Sum [Term Values * Coefficients] } + \text{Offset}$$

Table 82 V^N_2xAPD offset

Term	Offset
Offset to system normal equation V^N_2xAPD	-120



3.22 Upper Tumut – Ravine (6X), Yass-Rye Park (3J) and Darlington Point-Wagga (63) 330kV lines

The following limit equations are enabled during the above prior outages.

Apply the 6X+3J combined limits and 63 individual limits at the same time.

3.23 Wagga 330kV A Bus [Wagga-Lower Tumut (51), Darlington Point-Wagga (63) and Balranald to Darlington Point (X5)]

The following limit equations are enabled during above outages.

3.23.1 Voltage Stability – NSW to Vic

Largest Vic generator or Basslink trip

To manage the Victorian voltage stability import limit from NSW to Victoria for the trip of Basslink or the loss of the largest Victorian generator, apply Wagga-Lower Tumut (51) 330kV outage limit in Section 2.17.2.

3.23.2 Voltage Stability – Vic to NSW

To manage the Vic to NSW voltage stability export limit from Victoria to NSW for loss of both APD Potlines, apply the following prior outage offset to the system normal equation V^{AN_2xAPD} . The limit equation is of the form:

$$\text{Victoria to NSW} \leq \text{Sum [Term Values * Coefficients] + Offset}$$

Table 83 V^{AN_2xAPD} offset

Term	Offset
Offset to system normal equation V^{AN_2xAPD}	-200

3.24 Wagga-Lower Tumut (51), Darlington Point-Wagga (63) 330 kV and Balranald to Darlington Point (X5) 220 kV lines

The following limit equations are enabled during above outages.

3.24.1 Voltage Stability – NSW to Vic

Largest Vic generator or Basslink trip

To manage the Victorian voltage stability import limit from NSW to Victoria for the trip of Basslink or the loss of the largest Victorian generator, apply Wagga-Lower Tumut (51) 330kV outage limit in Section 2.17.2,

3.24.2 Voltage Stability – Vic to NSW

To manage the Vic to NSW voltage stability export limit from Victoria to NSW for loss of both APD Potlines, apply the following prior outage offset to the system normal equation V^{AN_2xAPD} . The limit equation is of the form:

$$\text{Victoria to NSW} \leq \text{Sum [Term Values * Coefficients] + Offset}$$

Table 84 V^{AN_2xAPD} offset

Term	Offset
Offset to system normal equation V^{AN_2xAPD}	-200

3.25 Yass - Lower Tumut (3), Sydney South – Dapto (11) and Sydney North-Kemps Creek (14) lines

The following limit equations are enabled during the above prior outages.

3.25.1 Voltage Stability – NSW to Vic

Largest Vic generator or Basslink trip

To manage the Victorian voltage stability import limit from NSW to Victoria for the trip of Basslink or the loss of the largest Victorian generator, apply the following prior outage offset to the system normal equation NIL_VI_BLVG. The limit equation is of the form is of the form:

$$NSW\ to\ Victoria \leq [-1 * Sum [Term\ Values * System\ Normal\ Coefficients]] + Offset$$

Table 85 NIL_VI_BLVG offset

Term	Offset
Offset to the system normal equation NIL_VI_BLVG	-130

3.25.2 Voltage Stability – Vic to NSW

To manage the Vic to NSW voltage stability export limit from Victoria to NSW for loss of both APD Potlines, apply the following prior outage offset to the system normal equation V^N_2xAPD. The limit equation is of the form:

$$Victoria\ to\ NSW \leq Sum [Term\ Values * Coefficients] + Offset$$

Table 86 V^N_2xAPD offset

Term	Offset
Offset to system normal equation V^N_2xAPD	-160

4 South Australia - Single Outages

Note: these limits are in addition to the limits provided by ElectraNet for each of these outages.

4.1 South East to Tailem Bend 275 kV line

The following limit equations are enabled during an outage of one South East to Tailem Bend 275 kV line.

4.1.1 Transient Stability – Vic to NSW with Black Range series capacitor in service

To manage the Victorian transient stability export limit from Victoria to NSW for the trip of a Hazelwood to South Morang 500 kV line, apply the following prior outage offsets to system normal equations NIL_V, NIL_O. The limit equation is of the form:

$$\text{Victoria to NSW} \leq \text{Sum [Term Values * System Normal Coefficients] + Offset}$$

Table 87 NIL_V and NIL_O Offsets

Term	Offset
Offset to the system normal equation NIL_V	-70
Offset to the system normal equation NIL_O	-70

4.1.2 Transient Stability – Vic to NSW with Black Range series capacitor out of service

To manage the Victorian transient stability export limit from Victoria to NSW for the trip of a Hazelwood to South Morang 500 kV line, apply the following prior outage offsets to system normal equations NIL_V, NIL_O. The limit equation is of the form:

$$\text{Victoria to NSW} \leq \text{Sum [Term Values * System Normal Coefficients] + Offset}$$

Table 88 NIL_V and NIL_O Offsets

Term	Offset
Offset to the system normal equation NIL_V	-80
Offset to the system normal equation NIL_O	-80

5 South Australia - Multiple Outages

5.1 Taillem Bend to South East SA Islanding condition

The following limit equations are enabled during a Taillem Bend to South East SA islanding condition.

5.1.1 Transient Stability Vic to NSW

To manage the Victorian transient stability export limit from Victoria to NSW for fault and trip of a Hazelwood to South Morang 500 kV line, apply the following prior outage offsets to system normal equations NIL_V and NIL_O. The limit equation is of the form:

$$\text{Victoria to NSW} \leq \text{Sum [Term Values * System Normal Coefficients] + Offset}$$

Table 89 NIL_V and NIL_O Offsets

Term	Offset
Offset to the system normal equation NIL_V	-190
Offset to the system normal equation NIL_O	-190

5.2 Tailem Bend-Tungkillo and Tailem Bend-Cherry Gardens 275kV lines out of service SA Islanding condition

The following limit equations are enabled during the above prior outage condition.

5.2.1 Transient Stability Vic to NSW

To manage the Victorian transient stability export limit from Victoria to NSW for fault and trip of a Hazelwood to South Morang 500 kV line, apply the following prior outage offsets to system normal equations NIL_V and NIL_O. The limit equation is of the form:

$$\text{Victoria to NSW} \leq \text{Sum [Term Values * System Normal Coefficients] + Offset}$$

Table 90 NIL_V and NIL_O Offsets

Term	Offset
Offset to the system normal equation NIL_V	-170
Offset to the system normal equation NIL_O	-170

A1. Measures and Definitions

A1.1 Units of Measure

Abbreviation	Unit of measure
kV	kilovolt
MVA	Megavolt amperes
MVAR	Megavolt amperes reactive
MW	A Megawatt (MW) is one million watts. A watt (W) is a measure of power and is defined as one joule per second and it measures the rate of energy conversion or transfer.
MW.sec	Megawatt seconds – a measure of the inertia of a generating unit.

A1.2 Parameter Definitions

Abbreviation	Definition
220 kV Caps	MVAR output from capacitors connected at 220 kV busbars (i.e. Altona, Brooklyn, Dederang, Fishermans Bend, Keilor, Moorabool, Rowville, Ringwood, Templestowe and Thomastown)
APD-HYTS_MVAR	Alcoa Portland smelter (APD) reactive power export (measured at 500 kV feeders). A negative value indicates that APD is importing MVAR.
APD-HYTS_MW	APD real power export (measured at 500 kV feeders). A negative value indicates that APD is importing MW).
APD Load	APD MW load at 33 kV and 22 kV
APD Net Load	Net load measured at APD 500kV bus (Actual APD load consumption – Portland wind farm generation)
BANReac	MVAR output of Bannaby reactors. Values associated with this term are negative.
Basslink	MW flow on the Basslink interconnector (measured at the receiving end)
BATS TX MW	MW flow through 220/66kV transformers at Ballarat (measured at HV side, positive value indicates load MW)
BETS Load	Bendigo (BETS) customer load (MW)
BHSS220 Load	Broken Hill 220 kV MW industrial (mine) load
BKNH GEN	MW output from Broken Hill Generation
BKNH TX MW	MW flow through 220/22kV transformers at Broken Hill (measured at HV side, positive value indicates load MW)
BOPS+MKPS GEN	MW output from Bogong and McKay Power Station [BOPS & MKPS].
Both TAIL-SESS Series Caps Out	Both Tailern Bend – South East series caps out of service (1= Both series caps are out of service)
BRGAsht	MVAR output of Buronga shunt devices. Values associated with this term can be positive or negative
CANCap	MVAR output of Canberra 220 kV capacitor banks. Values associated with this term are positive.
CMACap	MVAR output of Cooma capacitor banks. Values associated with this term are positive.
Constraint equation	These are the mathematical representations that AEMO uses to model power system limitations and FCAS requirements in National Electricity Market Dispatch Engine (NEMDE).
Contingent MW	Maximum of: <ul style="list-style-type: none"> a) MW Transfer from Tas to Vic via Basslink (measured at Loy Yang). Values associated with this term are positive for flows from Tas to Vic.

Abbreviation	Definition
	MW output of a single generating unit in Vic (MW associated with the contingency: Loss of the Largest Generator). Values associated with this term are positive.
CUECap	MVAR output of Queanbeyan capacitor banks. Values associated with this term are positive.
DD220Cap	MVAR output of Dederang 220 kV capacitor banks. Values associated with this term are positive.
DD330Cap	MVAR output of Dederang 330 kV capacitor banks. Values associated with this term are positive.
DLPTshunt	MVAR output of Darlington Point shunt devices. Values associated with this term can be positive or negative
DPS GEN	MW output from Dartmouth Power Station [DPS].
EPS Inertia	Inertia from Eildon Power Station (EPS). Inertia is on a 100 MVA base (MW.sec / 100 MVA) as per EMS.
GEN EPS on	Number of Eildon Power station (EPS) units online.
GEN DPS on	Number of Dartmouth Power station units online [DPS].
GEN BOPS on	Number of Bogong Power station units online [BOPS].
GEN MKPS on	Number of Mckay Power station units online [MKPS].
GEN WKPS on	Number of West Kiewa Power station units online [WKPS].
Guthega GEN	MW output from Guthega Power Station [GGA].
Guthega Inertia	Inertia from Guthega Power Station [GGA]. Inertia is on a 100 MVA base (MW.sec / 100 MVA) as per EMS.
HOTS Load	Horsham (HOTS) customer load (MW)
HOTS SVC out of service	Horsham SVC out of service, This term is equal to 0 when the SVC is in service, and equal to 1 when the SVC is out of service.
HUME VIC GEN	MW output from Hume Power station (Victorian connection)
HYTS_CAP_Status	Heywood capacitor status (1 = capacitor in service).
JBE Pump	MW at Jindabyne Power Station [JBE]. Values associated with this term are negative.
KGTS Load	Kerang (KGTS) customer load (MW)
KGTS SVC out of service	Kerang SVC out of service, This term is equal to 0 when the SVC is in service, and equal to 1 when the SVC is out of service.
Kiewa Gen	MW output from Kiewa hydro scheme generators (Bogong, Clover, Dartmouth, Mckay and West Kiewa).
Kiewa Inertia	Inertia from Kiewa hydro scheme generators (Bogong, Clover, Dartmouth, McKay and West Kiewa). Inertia is on a 100 MVA base (MW.sec / 100 MVA).

Abbreviation	Definition
L_TUMUT_Gen	MW output from Lower Tumut 3 power station (LTSS). Values associated with this term can be positive or negative due to the ability of Lower Tumut units to operate in pumping mode
LTUM3SC	Number of generator units operating as synchronous condensers at Lower Tumut.
LV 220 Gen	MW output from Latrobe Valley generation on the 220 kV network (Yallourn W2, 3, and 4, and Yallourn unit 1 when connected to the 220 kV network).
LV 220 Inertia	Inertia associated with Latrobe Valley generation on the 220 kV network (Yallourn W2, 3, and 4, and Yallourn unit 1 when connected to the 220 kV network).
LV 500 Inertia	Inertia associated with Latrobe Valley generation on the 500 kV network (Loy Yang (A, B, and Valley Power), Jeeralang, Bairnsdale, and Yallourn W unit 1 when connected to the 500 kV network).
MCAR_Gen	MW output from the Macarthur Wind Farm (MCAR).
MLTS_220_Reactors	Count of MLTS 220 kV reactors.
MLTS_Line_Reactors	Count of MLTS line reactors (2=both reactors in service).
MMWF_Gen	MW output from the Mount Mercer Wind Farm (MMWF).
MOPS Inertia	Inertia from Mortlake Power Station (MOPS). Inertia is on a 100 MVA base (MW.sec / 100 MVA) as per EMS.
MSS2SC	Number of generator units operating as synchronous condensers at Murray 2.
MSSReac	MVAR output of Murray reactors. Values associated with this term are negative.
Murray Gen	MW output from Murray Power Station (Murray 1 and Murray 2).
Num. MSS1 on	Number of generator units operating at Murray 1.
Num. ROTS SVC	Number of Static Var Compensators (SVCs) at Rowville in service.
Num. SESS SVC	Number of SVCs at South East in service.
NSW_D	New South Wales demand
NSWd- SW_NSW	NSW demand (customer load + losses) minus the load in southern NSW.
NSW_H	Inertia of New South Wales generators excluding Murray, Lower Tumut and Upper Tumut (Eraring, Vales Point, Bayswater, Munmorah, Redbank, Mt Piper, Liddell, Bendeela, Kangaroo Valley, Colongra, Tallawarra, Uranquinty)
Parallel System	Victorian system operating in "Parallel" mode, This term is equal to 0 when operating in radial mode, and equal to 1 when operating in parallel mode.
Portland WF	Portland wind farm generation, MW

Abbreviation	Definition
QLD_H	Inertia of Queensland generators (Swanbank B, Gladstone, Tarong, Wivenhoe, Callide B, Stanwell, Callide C, Tarong North, Swanbank E, Barcaldine, Barron Gorge, Callide A, Collinsville, Invicta, Kareeya, Mackay, Mt Stuart, Townsville, Oakey, Millmerran, Braemar, Darling Downs, Condamine, Braemar 2, Kogan Creek)
RCTS Load	Red Cliffs (RCTS) customer load (MW)
Rowville SVC1 or SVC2 out of service	Rowville SVC out of service, This term is equal to 0 when the SVC is in service, and equal to 1 when one SVC is out of service.
SNOWY Inertia	Inertia from the Snowy area (Murray, Lower Tumut and Upper Tumut). Inertia is on a 100 MVA base (MW.sec / 100 MVA).
SNOWY_GSC_H	Inertia of Snowy generation (Murray, Guthega, Lower Tumut and Upper Tumut) minus the inertia of Lower Tumut machines running as pumps. Inertia is on a 100 MVA base (i.e. MW.sec / 100 MVA).
State Grid Load	Vic State Grid Load. This is the sum of the State Grid Load North (SGLN) and State Grid Load South (SGLS).
State Grid Load North	Vic State Grid Load north is the sum of load at the following bulk supply points: Bendigo (BETS), Fosterville (FVTS), Glenrowan (GNTS), Kerang (KGTS), Mt Beauty (MBTS), Red Cliffs (RCTS), Shepparton (SHTS), Wemen (WETS), and Wodonga (WOTS)
State Grid Load South	Vic State Grid Load south is the sum of load at the following bulk supply points: Ararat (ARTS), Ballarat (BATS), Horsham (HOTS), Stawell (STA) and Terang (TGTS).
SW_NSW	Load in Southern NSW is the sum of customer load at the following bulk supply points: Broken Hill (BKH_S1-22 and BKH-220), Gadara (GAD-11), Jounama (JOU-66), Darlington Point (DLP-132), Morven (MOR-132), Albury (ALB-132), AMN-132, Coleambally (CLY-132), Marulan (MRN-132, GOU-132), Wagga (WAN-132, WAN-66, WAW-132), Murrumburrah (MRU-66), Deniliquin (DNQ-66), Yass (YAS-66), Balranald (BRD-22), Finley (FNY-132), Griffith (GRF-132), Mulwala (MUL-132), Corowa (COR-132), and Yanco (YNC-33)
STH_NSW_GEN	Generation in southern NSW. Values associated with this term are positive. Generation in this region are Gullen Range WF, Gullen SF, Capital WF, Cullerin Range WF, Coleambally SF, Gunning WF, Boco Rock WF, Taralga WF, Woodlawn WF, Burrinjuck Hydro, Blowering Hydro, Gadara, and Jounama Hydro Embedded generation
System normal	The configuration of the power system where: <ul style="list-style-type: none"> a) All transmission elements are in service, or The network is operating in its normal network configuration.
TNSP	Transmission Network Service Provider
Tumut Pump	MW of Lower Tumut machines in pumping mode (this MW value is negative).
UQT Gen	MW output from Uranquinty (UQT) Power Station.
U_TUMUT_Gen	MW output from Upper Tumut 1 and Upper Tumut 2 Power Station (UTSS).

Abbreviation	Definition
UTUM1SC+UTUM2SC	Number of generator units operating as synchronous condensers at Upper Tumut 1 and Upper Tumut 2.
V_MLTS5	MLTS 500 kV voltage (typical values between 450 and 550 kV).
V_MSS3330	Voltage (kV) at the Murray Power Station 330 kV bus.
VIC220_Gen	MW output from Latrobe Valley generation on the 220 kV network (Yallourn W units 2, 3 and 4 and unit 1 when connected to 220 kV network).
Vic Demand	Vic MW demand (calculated as generation minus export).
Vic to SA (Heywood)	MW transfer from Vic to SA via Heywood (measured at South East end). The interconnector direction and lines it consists of follow the NEM standard.
Vic to SA (Murraylink)	MW transfer from Vic to SA via Murraylink (measured at Red Cliffs end).
VIC to NSW	MW transfer from Vic to NSW
Vic Demand - State Grid Load	Vic Demand (MW) minus Vic State Grid Load (SGL).
Vic Demand - State Grid Load North – APD Load	Vic Demand (MW) minus Vic State Grid Load North (SGLN) minus APD Load.
Vic Metro Gen	MW output from Vic metropolitan generators (Newport, Somerton, and Laverton North).
Vic Metro Gen Inertia	Inertia from Vic metropolitan generators (Newport, Somerton and Laverton North). Inertia is on a 100 MVA base (MW.sec / 100 MVA) as per EMS.
Vic Wind & Solar	MW Generation from all Vic windfarms and solar plant. This includes Ararat WF, Bald Hills WF, Ballarat Battery (Gen Component), Bannerton SF, Bulgana WF, Chalcum Hills WF, Crowlands WF, Gannawarra Battery (Gen component), Gannawarra SF, Karadoc SF, Kiata WF, Macarthur WF, Moorabool WF, Mortons Lane WF, Mount Gelibrand WF, Mount Mercer WF, Murra Warra WF, Numerkah SF, Oaklands Hill WF, Portland WF, Salt Creek WF, Waubra WF, Wemen SF, Yaloak South WF, Yambuk WF, Yatpool SF and Yendon SF
WAGGACap	MVAR output of Wagga Wagga capacitor banks. Values associated with this term are positive.
WKPS GEN	MW output from West Kiewa Power Station [WKPS].
WETS Load	Wemen (WETS) customer load (MW)
WOTSCap	MVAR output of Wodonga capacitor banks. Values associated with this term are positive.
YASSCap	MVAR output of Yass capacitor banks. Values associated with this term are positive.
YASSReac	MVAR output of Yass reactors. Values associated with this term are negative.

Glossary

This document uses many terms that have meanings defined in the National Electricity Rules (NER). The NER meanings are adopted unless otherwise specified.

Term	Definition
Constraint equation	These are the mathematical representations that AEMO uses to model power system limitations and FCAS requirements in National Electricity Market Dispatch Engine (NEMDE).
System normal	The configuration of the power system where: <ul style="list-style-type: none">• All transmission elements are in service, or• The network is operating in its normal network configuration
TNSP	Transmission Network Service Provider