



INDEPENDENT
MARKET
OPERATOR



MARKET PROCEDURE: IMS INTERFACE

VERSION 21



ELECTRICITY INDUSTRY ACT 2004
ELECTRICITY INDUSTRY
(WHOLESALE ELECTRICITY MARKET)
REGULATIONS 2004
WHOLESALE ELECTRICITY MARKET RULES
COMMENCEMENT:

This Market Procedure took effect from Balancing Market Commencement Day.

VERSION HISTORY

VERSION	EFFECTIVE DATE	NOTES
1	Balancing Market Commencement Day	Market Procedure for IMS Interface resulting from PC_2012_04
2	TBA	Amendments to Market Procedure resulting from PC_2012_10.

CONTENTS

1	<u>PROCEDURE OVERVIEW.....</u>	3
1.1	<u>Relationship with the Market Rules.....</u>	3
1.2	<u>Purpose of this Procedure.....</u>	3
1.3	<u>Application of this Procedure.....</u>	3
1.4	<u>Associated Market Procedures.....</u>	3
1.5	<u>Terminologies and Definitions.....</u>	3
2	<u>Transfer of Information.....</u>	4
2.1	<u>Provision of information between the IMO and System Management.....</u>	4
3	<u>Data Definition Interface.....</u>	5
3.1	<u>Background information.....</u>	5
3.2	<u>Timeline.....</u>	7
3.3	<u>Data to System Management – Trading Data.....</u>	8
3.4	<u>Data to System Management – Master File Data.....</u>	24
3.5	<u>Data to System Management – Reserve Capacity Data.....</u>	51
3.6	<u>Data from System Management – Trading Data.....</u>	63
3.7	<u>Data From System Management – Real Time Data.....</u>	127
4	<u>Data Transfer Mechanism.....</u>	130
4.1	<u>Overview.....</u>	130
4.2	<u>File Standard.....</u>	133
4.3	<u>File Contents Validation.....</u>	133
4.4	<u>Acknowledgement (Receipt) File.....</u>	134
4.5	<u>Alternative/Backup Procedure.....</u>	135
4.6	<u>FTP Server Details.....</u>	136

1 PROCEDURE OVERVIEW

1.1 Relationship with the Market Rules

1.1.1 This IMS Interface Market Procedure (Procedure) should be read in conjunction with section 2.36 of the Wholesale Electricity Market (WEM) Rules (Market Rules).

1.1.2 Reference to particular Market Rules within the Procedure in bold and square brackets [**Clause XX**] are current as of Balancing Market Commencement Day. These references are included for convenience only, and are not part of this Procedure.

1.2 Purpose of this Procedure

1.2.1 This Procedure prescribes the reasonable arrangements by which System Management and the IMO must, subject to clause 2.36.10 of the Market Rules, provide each other with information under the Market Rules including:

- (a) the format, form and manner in which the information must be provided; and
- (b) where the Market Rules do not provide a timeframe for the provision of information, the time by which such information is to be provided. [Clause 2.36.9]

1.3 Application of this Procedure

1.3.1 This Procedure applies to:

- (a) the IMO in relation to the information it must provide to System Management to enable System Management to fulfil its obligations under the Market Rules; and
- (b) System Management in relation to the information it must provide to the IMO to enable the IMO to fulfil its obligations under the Market Rules.

1.4 Associated Market Procedures

1.4.1 The following IMO Market Procedures are associated with this Procedure:

- (a) Notices and Communications.

1.4.2 The following System Management Power System Operation Procedures (PSOPs) are associated with this Procedure:

- (a) Communications and Control Systems and, as referenced in that Procedure, the PSOP: Operational Data Points for Generating Plant; and
- (b) Dispatch.

1.5 Terminologies and Definitions

1.5.1 A word or phrase defined in the Market Rules, the Electricity Industry Act or the

Regulations has the same meaning when used in this Procedure. In addition, the following defined terms have the meanings given.

Term	Definition
Transfer Failure	<ul style="list-style-type: none"> • A direct transfer error as reported by an FTP service; • the time out of an acknowledgement file; or • a missing file, i.e. where a required file is not received in time (according to the event schedule).

2 TRANSFER OF INFORMATION

2.1 Provision of information between the IMO and System Management

2.1.1 The IMO and System Management must transfer information in accordance with the requirements outlined in:

- (a) the Data Definition Interface, prescribed in section 3 of this Procedure; and
- (b) the Data Transfer Mechanism, prescribed in section 4 of this Procedure,

unless otherwise agreed between the IMO and System Management in accordance with the process outlined in clause 2.36.10 of the Market Rules.

3 DATA DEFINITION INTERFACE

3.1 Background information

3.1.1 The common data types referred to in section 3 of this Procedure are outlined in the following table:

Name	Description	Type
BUS_ASSOC_ID	Business Associate ID. Unique identifier for the Participant.	NUMBER(15,0)
PARTICIPANT_NAME	Participant Short Name. "IMO" if the value is for the whole market	VARCHAR2(12)
RES_ID	Unique identifier for the resource. For the Portfolio, this is NULL.	NUMBER(15,0)
RESOURCE_NAME	Resource Name or "PORTFOLIO" for Verve Portfolio.	VARCHAR2(32)
TRADE_DATE	Trading Date	DATE (DD/MM/YYYY)
DELIVERY_DATE	Delivery date (Calendar)	DATE (DD/MM/YYYY)
DELIVERY_HOUR	Hour within the Delivery Date (0 – 23) e.g. 1 is 1am	NUMBER(2,0)
DELIVERY_INTERVAL	Interval within the Delivery Hour (1 or 2) 2 is interval starting on the half hour	NUMBER(2,0)
CREATION_DATE	Record Creation Date	DATE (DD/MM/YYYY HH24:MI:SS)
LAST_UPDATE_DATE	Last System Updated Date	DATE (DD/MM/YYYY)

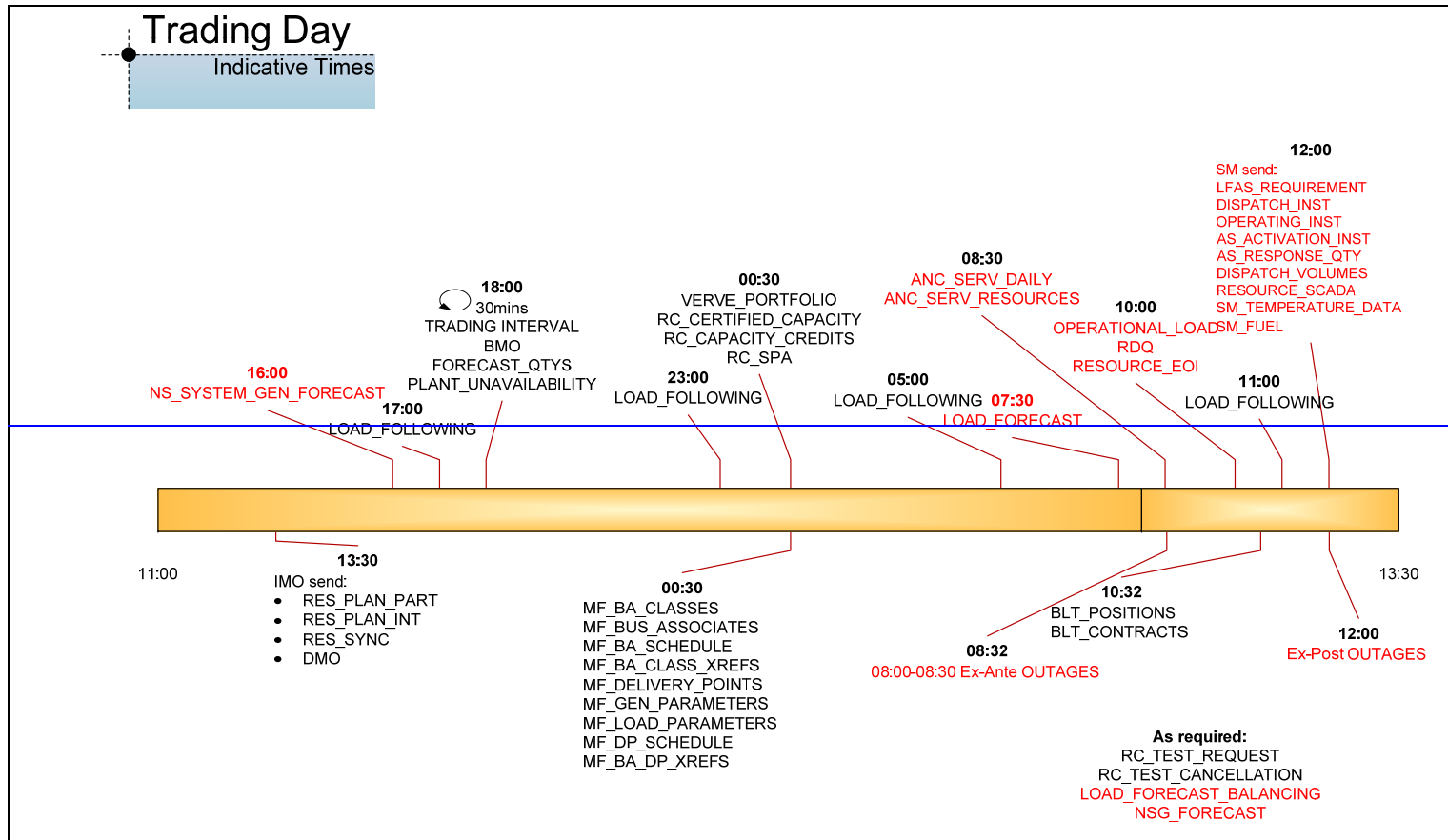
		HH24:MI:SS)
--	--	-------------

[3.1.2](#) Where a date range has been specified in any of the files detailed in sections 3.2 to 3.6 below (e.g. START_DATE/END_DATE and EFF_DATE/EXP_DATE), they refer to a Trading Day range unless otherwise specified. The date range is inclusive of both the start interval (8:00am) and end interval (7:30am) for the dates specified.

[3.1.23.1.3](#) The acronyms used in section 3 of this Procedure to define constraints on the data in the interfaces are outlined in the following table:

Constraint ID	Constraint Name
PK	Primary Key
UK	Unique Key
NN	Not Null

3.2 Timeline



[3.3.2 Data to System Management – Trading Data](#)

[3.3.1 Trading Data](#)

[3.3.2.3.2.1 RES_PLAN_PART_INTERVAL](#)

Transfer Timing: Daily transfer by 1:30 PM, or by 3:30 PM where the time for submitting Resource Plans is extended by the IMO under clause 6.5.1(b).

Description: The following data set is used to define Trading Interval level data for the Resource Plans of each Market Participant. As Verve Energy does not provide demand, it must always have a 0 MWh value for TOTAL_DEMAND_MWH.

Rule Reference: Clause 7.4.1.

[3.3.1-1 RES_PLAN_PART_INTERVAL \(Data Elements\)](#)

XML Data Set Element Name	Description	Data Type	Constraints	Required By SM?
PARTICIPANT_NAME	see Common Data Types	VARCHAR2(12)	UK, NN	Y
TRADE_DATE	see Common Data Types	DATE	UK, NN	Y
DELIVERY_DATE	see Common Data Types	DATE	UK, NN	Y
DELIVERY_HOUR	see Common Data Types	NUMBER(2,0)	UK, NN	Y
DELIVERY_INTERVAL	see Common Data Types	NUMBER(2,0)	UK, NN	Y
TOTAL_DEMAND_MWH	Total Demand MWh	NUMBER(9,3)	NN	Y

XML Data Set Element Name	Description	Data Type	Constraints	Required By SM?
SHORTFALL_MWH	Short Fall MWh	NUMBER(9,3)	NN	Y
NON_SCHED_GENERATION	Sum of expected loss factor adjusted output of Non-Scheduled Generators in MWh.	NUMBER(9,3)	NN	Y
TOTAL_DEMAND_EOI_MW	End of Interval MW value of total demand	NUMBER(9,3)	NN	Y

[3.3.33.2.2](#) RES_PLAN_INTERVAL

Transfer Timing: Daily transfer by 1:30 PM, or by 3:30 PM where the time for submitting Resource Plans is extended by the IMO under clause 6.5.1(b).

Description: The following data set is used to define Trading Interval level Resource Plan data for each Resource. Resource Plans in the Balancing Market will be based on a MW end of interval target, and a ramp rate. Resource Plans are defined for a complete Trading Day.

Rule Reference: Clause 7.4.1.

[3.3.1-2](#) RES_PLAN_INTERVAL (Data Elements)

XML Data Set Element Name	Description	Data Type	Constraints	Required By SM?
---------------------------	-------------	-----------	-------------	-----------------

XML Data Set Element Name	Description	Data Type	Constraints	Required By SM?
PARTICIPANT_NAME	see Common Data Types	VARCHAR2(12)	UK, NN	Y
RESOURCE_NAME	see Common Data Types	VARCHAR2(32)	UK, NN	Y
RESOURCE_TYPE	Resource Type. SG - Scheduled Generator DL - Dispatchable Load	VARCHAR2(4)	UK, NN	Y
TRADE_DATE	see Common Data Types	DATE	UK, NN	Y
DELIVERY_DATE	see Common Data Types	DATE	UK, NN	Y
DELIVERY_HOUR	see Common Data Types	NUMBER(2,0)	UK, NN	Y
DELIVERY_INTERVAL	see Common Data Types	NUMBER(2,0)	UK, NN	Y
QUANTITY_MWH	Quantity Per MW Hour	NUMBER(9,3)	NN	Y
TARGET_MW	End of Interval Target MW (sent out values)	NUMBER(9,3)	NN	Y

XML Data Set Element Name	Description	Data Type	Constraints	Required By SM?
FUEL_IN_USE	Fuel in Use Flag L – Liquid N - Non-liquid	CHAR(1)	NN	Y
RAMP_RATE	Ramp Rate (MW/min) Ramp rate specified for Trading Interval.	NUMBER(15,3)	NN	Y

[3.3.43.2.3](#) RESOURCE_SYNC

Transfer Timing: Daily transfer by 1:30 PM, or by 3:30 PM where the time for submitting Resource Plans is extended by the IMO under clause 6.5.1(b).

Description: The following data set is used to define the Resource level Sync/De-Sync Times for Resource Plans.

Rule Reference: Clause 7.4.1.

[3.3.1-3](#) RESOURCE_SYNC (Data Elements)

XML Data Set Element Name	Description	Data Type	Constraints	Required By SM?
RESOURCE_NAME	see Common Data Types	VARCHAR2(32)	UK, NN	Y
TRADE_DATE	see Common Data Types	DATE	UK, NN	Y

XML Data Set Element Name	Description	Data Type	Constraints	Required By SM?
TIME_STAMP	Synchronization/de-synchronization timestamp up to the resolution of minutes. (DD/MM/YYYY HH24:MI:SS)	DATE	UK, NN	Y
SYNC_TYPE_FLAG	Sync Type Flag. Valid Values are: C – Commit/Synchronize D - De-Commit/De-Synchronize	CHAR(1)		Y

[3.3.53.2.4](#) DISPATCH_MERIT_ORDER

Transfer Timing: Daily transfer by 1:30 PM.

Description: The table below lists data elements used for the Non-Balancing Dispatch Merit Order data. The Non-Balancing Dispatch Merit Order contains the merit orders for Demand Side Programmes and Dispatchable Loads, while merit orders for all Balancing Facilities are contained in the Balancing Merit Order.

Rule Reference: Clause 7.5.1.

[3.3.1-4](#) DISPATCH_MERIT_ORDER (Data Elements)

XML Data Set Element Name	Description	Data Type	Constraints	Required By SM?
---------------------------	-------------	-----------	-------------	-----------------

XML Data Set Element Name	Description	Data Type	Constraints	Required By SM?
TRADE_DATE	see Common Data Types	DATE	UK, NN	Y
MERIT_ORDER_TYPE	Merit Order Type. Values are: SIP – Supply increase for peak intervals SDP – Supply decrease for peak intervals SIOP – Supply increase for off-peak intervals SDOP – Supply decrease for off-peak intervals	VARCHAR2(4)	UK, NN	Y
MERIT_ORDER	1-n for each MERIT_ORDER_TYPE	NUMBER(4,0)	UK, NN	Y
PARTICIPANT_NAME	see Common Data Types	VARCHAR2(12)	UK, NN	Y
RESOURCE_NAME	see Common Data Types	VARCHAR2(32)	UK, NN	Y

3-3-63.2.5 BALANCING_MERIT_ORDER

Transfer Timing: Every 30 minutes, between 15 to 30 minutes before the start of the Trading Interval to which the BMO relates.

Description: The table below lists data elements used for Balancing Merit Order (BMO) data. The BMO includes the submission quantities and merit order ranking for Balancing Facilities registered to Independent Power Producers (IPPs), Stand Alone Facilities and the Verve Energy Balancing Portfolio.

Once the Trading Day begins, a BMO will exist for all Trading Intervals until the end of the current Trading Day, however from 6:00 PM onwards, the BMO will include all Trading Intervals for the current and following Trading Day.

For example:

- At 7:30 AM on Monday, the BMO will contain 48 Trading Intervals:
 - 8:00 AM – 7:30 AM for Monday’s Trading Day
- At 6:00 PM on Monday, the BMO will contain 74 Trading Intervals:
 - 6:30 PM – 7:30 AM for Monday’s Trading Day, and;
 - 8:00 AM – 7:30 AM for Tuesday’s Trading Day.

Rule Reference: Clause 7A.3.6.

~~3-3-1-5~~ BALANCING_MERIT_ORDER (Data Elements)

XML Data Set Element Name	Description	Data Type	Constraints	Required By SM?
CREATION_DATE	Record Creation Date	DATE (DD/MM/YYYY HH24:MI:SS)	UK, NN	Y
MERIT_ORDER	Ordered ranking of generation capacity. Lowest number is first to be dispatched.	NUMBER (3,0)	UK, NN	Y

XML Data Set Element Name	Description	Data Type	Constraints	Required By SM?
BUS_ASSOC_ID	see Common Data Types	NUMBER(15,0)	UK, NN	Y
RES_ID	see Common Data Types	NUMBER(15,0)	UK	Y
DELIVERY_DATE	see Common Data Types	DATE	UK, NN	Y
DELIVERY_HOUR	see Common Data Types	NUMBER(2,0)	UK, NN	Y
DELIVERY_INTERVAL	see Common Data Types	NUMBER(2,0)	UK, NN	Y
TARGET_MW	Max MW level of generation tranche. Max Generation for Non-Scheduled Generators that will either be based on submissions or as supplied by System Management.	NUMBER(9,3)	NN	Y
MAX_RAMP	Maximum Ramp Rate available in tranche (up and down). (MW/min) For Non-Scheduled Generators this will be	NUMBER(15,3)	NN	Y

XML Data Set Element Name	Description	Data Type	Constraints	Required By SM?
	<p>assumed to be infinite.</p> <p>All MAX_RAMP values for a resource will be the same for a given Trading Interval.</p>			
FUEL_TYPE	<p>Fuel Type as declared in participant's Balancing Submission:</p> <p>N – Non-Liquid</p> <p>L - Liquid</p>	CHAR(1)	NN	Y
PRIORITY_FLAG	<p>Priority flag associated with the submission tranche used by BMO "tie breaker rules": (in order of priority descending).</p> <p>L – LFAS (highest priority)</p> <p>A – Other Ancillary</p> <p>C – Commissioning Unit</p> <p>N – Facility that doesn't meet minimum requirements to actively participate in the Balancing Market</p>	CHAR(1)		Y

XML Data Set Element Name	Description	Data Type	Constraints	Required By SM?
	If NULL, no priority associated with tranche.			

[3.3.73.2.6](#) FORECAST_QUANTITIES

Transfer Timing: Every 30 minutes, between 15 to 30 minutes before the start of the Trading Interval to which the BMO relates.

Description: The table below lists data elements used for Forecast Quantities data.

Forecast Quantities will be generated based on the latest BMO for all Trading Intervals until the end of the current Trading Day. However, from 6:00 PM onwards, the Forecast Quantities will be available for all Trading Intervals for the current and following Trading Day.

For example:

- At 7:30 AM on Monday, the Forecast Quantities will contain 48 Trading Intervals:
 - 8:00 AM – 7:30 AM for Monday’s Trading Day
- At 6:00 PM on Monday, the Forecast Quantities will contain 74 Trading Intervals:
 - 6:30 PM – 7:30 AM for Monday’s Trading Day, and;
 - 8:00 AM – 7:30 AM for Tuesday’s Trading Day.

Rule Reference: Not defined under the Market Rules, but provided by the IMO to System Management for information purposes.

~~3.3.1-6~~ FORECAST_QUANTITIES (Data Elements)

XML Data Set Element Name	Description	Data Type	Constraints	Required By SM?
CREATION_DATE	Record Creation Date	DATE (DD/MM/YYYY HH24:MI:SS)	UK, NN	Y

XML Data Set Element Name	Description	Data Type	Constraints	Required By SM?
BUS_ASSOC_ID	see Common Data Types	NUMBER(15,0)	UK, NN	Y
RES_ID	see Common Data Types	NUMBER(15,0)	UK	Y
DELIVERY_DATE	see Common Data Types	DATE	UK, NN	Y
DELIVERY_HOUR	see Common Data Types	NUMBER(2,0)	UK, NN	Y
DELIVERY_INTERVAL	see Common Data Types	NUMBER(2,0)	UK, NN	Y
FORECAST_MW	Forecast EOI MW level of generator.	NUMBER(9,3)	NN	Y

3.3.83.2.7 LOAD FOLLOWING

Transfer Timing: ~~Within 15 minutes after LFAS Gate Closure (four times per day at 5:00 PM, 11:00 PM, 5:00 AM, and 11:00 AM for transitional market implementation) Every 30 minutes, within 15 minutes after the end of a Trading Interval, the final a LFAS Merit Order must be set and transferred for the six hour LFAS Horizon for which gate closure has just passed.~~

Description: The table below lists data elements used for Load Following data.

~~Provision of LFAS will be determined by the market. Every six hours, at LFAS Gate Closure, a price ordered list of selected LFAS providers (along with their relevant quantities) will be provided to System Management for the next six hour LFAS window.~~

The Load Following file will ~~also~~ include the price ordered list of forecasted LFAS providers through until the end of the Balancing Horizon. Fields will identify LFAS submission band quantities and the Trading Intervals they are valid for. Submission bands are quantities above or below the dispatch point calculated within Balancing.

For example (based on a ~~transitional market implementation nine five~~ hour Gate Closure – ~~six two~~ hours for Balancing, additional three for LFAS):

- At ~~344~~:00 ~~APM~~ on ~~MondayTuesday~~, LOAD_FOLLOWING will contain Trading Intervals:
 - 8:00 AM – 1:30 PM for Tuesday’s Trading Day (final LFAS values)
 - 2:00 PM – 7:30 AM for Tuesday’s Trading Day (forecast LFAS values)
- At 6:00 PM on Tuesday, LOAD_FOLLOWING will contain Trading Intervals:
 - 2:00 AM – 7:30 AM for Tuesday’s Trading Day (forecast LFAS values)
 - 8:00 AM – 7:30 AM for Wednesday’s Trading Day (forecast LFAS values)

Two types of LFAS bands are supplied in the file – LFAS Up and LFAS Down.

Rule Reference: Clauses 7B.3.4(d) and 7B.3.5(a).

3.3.1-7-LOAD_FOLLOWING (Data Elements)

XML Data Set Element Name	Description	Data Type	Constraints	Required By SM?
CREATION_DATE	Record Creation Date (DD/MM/YYYY HH24:MI:SS)	DATE	UK, NN	Y
MERIT_ORDER	Ordered ranking of LFAS capacity. Lowest number is first to be dispatched.	NUMBER (3,0)	UK, NN	Y

XML Data Set Element Name	Description	Data Type	Constraints	Required By SM?
BUS_ASSOC_ID	see Common Data Types	NUMBER(15,0)	UK, NN	Y
RES_ID	see Common Data Types	NUMBER(15,0)	UK	Y
DELIVERY_DATE	see Common Data Types	DATE	UK, NN	Y
DELIVERY_HOUR	see Common Data Types	NUMBER(2,0)	UK, NN	Y
DELIVERY_INTERVAL	see Common Data Types	NUMBER(2,0)	UK, NN	Y
LFAS_TYPE	Determines which type of LFAS: LU– LFAS Up LD – LFAS Down	CHAR(2)	<u>UK</u> , NN	Y
LFAS_BAND	Load Following Band (MW) Band size from Balancing dispatch point.	NUMBER(15,3)	NN	Y

[3.3.93.2.8](#) BLT_POSITIONS

Transfer Timing: Daily transfer by 10:30 AM.

Description: The table below lists data elements to define the total quantity of energy scheduled to be supplied under Bilateral Contracts and in the STEM Auction by each Market Participant, for each Trading Interval in a Trading Day. The Bilateral Positions provide early notification of fixed positions in the market, in particular Balancing expectations from retailers.

Rule Reference: Clause 6.4.2.

3.3.1-8-BLT_POSITIONS (Data Elements)

XML Data Set Element Name	Description	Data Type	Constraints	Required By SM?
PARTICIPANT_NAME	see Common Data Types	VARCHAR2(12)	UK, NN	Y
TRADE_DATE	see Common Data Types	DATE	UK, NN	Y
DELIVERY_DATE	see Common Data Types	DATE	UK, NN	Y
DELIVERY_HOUR	see Common Data Types	NUMBER(2,0)	UK, NN	Y
DELIVERY_INTERVAL	see Common Data Types	NUMBER(2,0)	UK, NN	Y
NET_BLT_QUANTITY_MWH	Net Bilateral Quantity (-MWh)	NUMBER(9,3)		Y
QUANTITY_FROM_IMO_MWH	STEM Auction Cleared Quantity	NUMBER(9,3)		Y

3.3.103.2.9 BLT_CONTRACTS

Transfer Timing: Daily transfer by 10:30 AM.

Description: The table below lists data elements to define the total quantity of energy scheduled to be supplied under Bilateral Contracts between Market Participants for each Trading Interval. The Bilateral Positions will provide early notification of fixed positions in the market, in particular Balancing expectations from retailers.

Rule Reference: Clause 6.4.2.

3.3.1-9 BLT_CONTRACTS (Data Elements)

XML Data Set Element Name	Description	Data Type	Constraints	Required By SM?
PARTICIPANT_NAME	see Common Data Types	VARCHAR2(12)	UK, NN	Y
PARTICIPANT_CONSUMER	Consumer Short Name	VARCHAR2(12)	UK, NN	Y
TRADE_DATE	see Common Data Types	DATE	UK, NN	Y
DELIVERY_DATE	see Common Data Types	DATE	UK, NN	Y
DELIVERY_HOUR	see Common Data Types	NUMBER(2,0)	UK, NN	Y
DELIVERY_INTERVAL	see Common Data Types	NUMBER(2,0)	UK, NN	Y
SUPPLY_QUANTITY_MWH	Total Quantity Supplied (MWh)	NUMBER(9,3)	NN	Y

XML Data Set Element Name	Description	Data Type	Constraints	Required By SM?
DEMAND_QUANTITY_MWH	Transaction Quantity	NUMBER(9,3)	NN	Y

3.3.113.2.10 VERVE_PORTFOLIO

Transfer Timing: Daily transfer at approximately 12:30 AM.

Description: The table below lists data elements used to define which Facilities are part of the Verve Energy Balancing Portfolio.

Verve Energy are allowed to remove generating Facilities from their portfolio to operate as Stand Alone Facilities (SAF). These Facilities can be set as SAF as part of a month long trial, or on a permanent basis.

This Verve Portfolio file defines whether Facilities are included in the portfolio, on an SAF trial, or are permanent SAFs.

Rule Reference: This interface provides Portfolio management information relating to section 7A.4 of the Market Rules.

~~3.3.1-10-~~ VERVE_PORTFOLIO (Data Elements)

XML Data Set Element Name	Description	Data Type	Constraints	Required By SM?
CREATION_DATE	Record Creation Date (DD/MM/YYYY HH24:MI:SS)	DATE	UK, NN	Y
RESOURCE_NAME	see Common Data Types	VARCHAR2(32)	UK, NN	Y

XML Data Set Element Name	Description	Data Type	Constraints	Required By SM?
PORTFOLIO_STATUS	Y – Facility in Portfolio T – Facility in trial as SAF N – Facility is a permanent SAF	VARCHAR2(1)	NN	Y
START_DATE	Start date/time of resource to operate as SAF/Portfolio (DD/MM/YYYY HH24:MI:SS)	DATE	NN	Y
END_DATE	End date/time of resource to operate as SAF/Portfolio. (DD/MM/YYYY HH24:MI:SS)	DATE		Y

[3.43.3 Data to System Management – Master File Data](#)

[3.4.13.3.1 MF_BA_CLASSES](#)

Transfer Timing: Daily transfer at approximately 12:30 AM.

Description: The Master File Business Associates Classes table contains information about various types of Market Participants.

Rule Reference: Clause 2.31.5(a).

[3.3.2-1 MF_BA_CLASSES \(Data Elements\)](#)

XML Data Set Element Name	Description	Data Type	MF Repository Constraints	Required By SM?
CLASS_ID	Class ID Valid values are : MO - Market Operator SO - System Operator NO - Network Operator MG - Market Generator MC - Market Customer NP - Non-Trading Participant ER - Regulatory Body MA - Meter Agent ASP - Ancillary Services Provider	VARCHAR2 (3)	PK,NN	Y
DESCRIPTION	Class Description	VARCHAR2 (30)	NN	Y
LAST_UPDATE_DATE	Last System Updated Date (DD/MM/YYYY HH24:MI:SS)	DATE	NN	Y

XML Data Set Element Name	Description	Data Type	MF Repository Constraints	Required By SM?
CREATION_DATE	Record Creation Date (DD/MM/YYYY HH24:MI:SS)	DATE	NN	Y

[3.4.23.3.2](#) MF_BUSINESS_ASSOCIATES

Transfer Timing: Daily transfer at approximately 12:30 AM

Description: The Master File Business Associates table provides detailed information about a Market Participant.

Rule Reference: Clause 2.31.5(a).

[3.3.2-2](#) MF_BUSINESS_ASSOCIATES (Data Elements)

XML Data Set Element Name	Description	Data Type	MF Repository Constraints	Required By SM?
BUS_ASSOC_ID	Business Associate ID	NUMBER (15,0)	PK,NN	Y
ADDRESS	Address	VARCHAR2 (60)		Y
CITY	City	VARCHAR2 (20)		Y
STATE	State	VARCHAR2 (20)		Y
ZIP	Zip	VARCHAR2 (15)		Y

XML Data Set Element Name	Description	Data Type	MF Repository Constraints	Required By SM?
COUNTRY	Country	VARCHAR2 (20)		Y
PHONE	Phone	VARCHAR2 (20)		Y
FAX	Fax	VARCHAR2 (20)		Y
EMAIL	Email	VARCHAR2 (50)		Y
URL	URL	VARCHAR2 (100)		Y
NAME	Market Participant Name	VARCHAR2 (50)	NN	Y
SHORT_NAME	Market Participant Short Name	VARCHAR2 (12)	NN	Y
BUS_ASSOC_NUMBER	Business Associate Number that is replicated to Funds Administration System.	VARCHAR2(12)	NN	Y
BUS_PRESIDENT	Authorized Person	VARCHAR2(20)	NN	Y

XML Data Set Element Name	Description	Data Type	MF Repository Constraints	Required By SM?
NOMINATED_MAX_QUANTITY	Nominated Maximum Quantity	NUMBER(15,3)		Y
DSM_FIGURE	DSM Figure	NUMBER(15,3)		Y
NOTIFICATION_COMMENT	Used by the operator and Market Participant to exchange notes with respect to the registration data.	VARCHAR2(250)	NN	Y
SPECIAL_MEMBER	G – WP Generator; R- WP Retail N- WP Network T - Others	CHAR(1)	NN	Y
ETN	Electronic Tracking Number	VARCHAR2 (64)	NN	Y

XML Data Set Element Name	Description	Data Type	MF Repository Constraints	Required By SM?
LAST_UPDATE_DATE	Last System Updated Date (DD/MM/YYYY HH24:MI:SS)	DATE	NN	Y
CREATION_DATE	Record Creation Date (DD/MM/YYYY HH24:MI:SS)	DATE	NN	Y

3.4.33.3.3 MF_BA_SCHEDULE

Transfer Timing: Daily transfer at approximately 12:35 AM.

Description: The Master File Business Associates Schedule table contains information about the Business Associates' activity including their status and schedule.

Rule Reference: Clause 2.31.5 (a).

3.3.2-3 MF_BA_SCHEDULE (Data Elements)

XML Data Set Element Name	Description	Data Type	MF Repository Constraints	Required By SM?
BUS_ASSOC_ID	Business Associate ID	NUMBER (15)	PK,NN	Y

XML Data Set Element Name	Description	Data Type	MF Repository Constraints	Required By SM?
START_DATE	Start Date for Activity of Participant (DD/MM/YYYY)	DATE	PK,NN	Y
END_DATE	End Date for Activity of Participant (DD/MM/YYYY)	DATE		Y
ETN	Electronic Tracking Number	VARCHAR2 (64)	NN	Y
REQUEST_TYPE	Request Type	CHAR (1)	NN	Y
LAST_UPDATE_DATE	Last System Updated Date (DD/MM/YYYY HH24:MI:SS)	DATE	NN	Y
CREATION_DATE	Record Creation Date (DD/MM/YYYY HH24:MI:SS)	DATE	NN	Y

XML Data Set Element Name	Description	Data Type	MF Repository Constraints	Required By SM?
NOTIFICATION_COMMENT	Used by the operator and Market Participant to exchange notes with respect to that registration data.	VARCHAR2(250)		Y

[3.4.43.3.4](#) MF_BA_CLASS_XREFS

Transfer Timing: Daily transfer at approximately 12:35 AM.

Description: The Master File Business Associates Classes cross-reference table contains the mapping information between Business Associate IDs and Class IDs.

Rule Reference: Clause 2.31.5(a).

[3.3.2-4](#) MF_BA_CLASS_XREFS (Data Elements)

XML Data Set Element Name	Description	Data Type	MF Repository Constraints	Required By SM?
BUS_ASSOC_ID	Business Associate ID	NUMBER (15,0)	PK,NN	Y
CLASS_ID	Class ID	VARCHAR2 (3)	PK,NN	Y

XML Data Set Element Name	Description	Data Type	MF Repository Constraints	Required By SM?
EFF_DATE	Relationship Effective Date (DD/MM/YYYY)	DATE	PK,NN	Y
EXP_DATE	Relationship Expiration Date (DD/MM/YYYY)	DATE		Y
ETN	Electronic Tracking Number	VARCHAR2 (64)	NN	Y
LAST_UPDATE_DATE	Last System Updated Date (DD/MM/YYYY HH24:MI:SS)	DATE	NN	Y
CREATION_DATE	Record Creation Date (DD/MM/YYYY HH24:MI:SS)	DATE	NN	Y

[3.4.53.3.5](#) MF_DELIVERY_POINTS

Transfer Timing: Daily transfer at approximately 12:30 AM.

Description: The Master File Delivery Points table contains information about the delivery points that are registered in the system. Generators who have been approved to participate in Balancing and Load Following Ancillary Services are indicated in this file.

Note that this interface will provide a list of resources that are able to actively participate in the Balancing and LFAS Markets, however the actual registration process for these resources will managed separately as an extension to the existing registration processes.

Rule Reference: Clause 2.31.5(a).

3.3.2-5 MF_DELIVERY_POINTS (Data Elements)

XML Data Set Element Name	Description	Data Type	MF Repository Constraints	Required By SM?
RES_ID	Resource ID	NUMBER (15,0)	PK,NN	Y
RES_TYPE	Resource Type Valid Values are: SG - Scheduled Generator NG - Non-Scheduled Generator IMG - Intermittent Generator CL – Curtailable Load DL - Dispatchable Load NL - Non-Dispatchable Load IL - Interruptible Load IMNL - Intermittent Non-Dispatchable Load IMCL - Intermittent Curtailable Load IMIL - Intermittent Interruptible	VARCHAR2 (12)	NN	Y

XML Data Set Element Name	Description	Data Type	MF Repository Constraints	Required By SM?
	Load TN - Transmission Network DN - Distribution Network DSP - Demand Side Programme			
RES_SUBTYPE	REG - Regular SIL - Supplying Intermittent Load EG - Excess Generation MBI - Metered Behind Intermittent Load	VARCHAR2(12)		Y
RES_NAME	Resource Name	VARCHAR2(32)	NN	Y
IM_RES_NAME	Indicates the intermittent load to which this resource is connected	VARCHAR2(32)		Y
OR_MARKET	Ancillary Service Type 0 - No ANC 1 - LF 2 - SPIN 3 - LF + SPIN	NUMBER(5,0)	NN	Y

XML Data Set Element Name	Description	Data Type	MF Repository Constraints	Require d By SM?
	4 - 15R			
	5 - LF + 15R			
	6 - SPIN + 15R			
	7 - LF + SPIN + 15R			
	8 - LR			
	9 - LR + LF			
	10 - LR + SPIN			
	11 - LR + LF + SPIN			
	12 - LR + 15R			
	13 - LR + 15R + LF			
	14 - LR + 15R + SPIN			
	15 - LR + 15R + LF + SPIN			
	16 - BM			
	17 - BM + LF			
	18 - BM + SPIN			
	19 - BM + LF+ SPIN			
	20 - BM + 15R			
	21 - BM + LF + 15R			
	22 - BM + SPIN + 15R			
	23 - BM + LF + SPIN + 15R			

XML Data Set Element Name	Description	Data Type	MF Repository Constraints	Require d By SM?
	24 - BM + LR 25 - BM + LR + LF 26 - BM + LR + SPIN 27 - BM + LR + LF + SPIN 28 - BM + LR + 15R 29 - BM + LR + 15R + LF 30 - BM + LR + 15R + SPIN 31 - BM + LR + 15R + LF + SPIN			
FACILITY_STAT US	Facility Status P – Proposed C – Committed R - Registered D – Deregistered	CHAR(1)	NN	Y
RTE_MARKET	Energy Market participation flag (Y/N)	CHAR(1)	NN	Y
CR_MARKET	First time Reserve Capacity Certification flag (Y/N)	CHAR(1)	NN	Y
CONNECTION_ POINT	Connection Point	VARCHAR2(3 2)		Y

XML Data Set Element Name	Description	Data Type	MF Repository Constraints	Required By SM?
TEMP_METHOD	Temperature Method(1 - SCADA, 2- BOM, 3 - 41C default)	NUMBER(1)	NN	Y
BOM_LOCATION	Measurement Point	VARCHAR2(32)		Y
DISPATCH_TOLERANCE	Dispatch Tolerance	NUMBER(11,3)		Y
AGGREGATED_FACILITY	Aggregated Facility (Y/N) flag	CHAR(1)		Y
EFF_DATE	Effective Date (DD/MM/YYYY)	DATE	PK,NN	Y
EXP_DATE	Expiry Date (DD/MM/YYYY)	DATE		Y
OLD_FLG	Indicates if data set is an old resource whose ownership is being changed/re-registered	VARCHAR2(1)		Y
OLD_RESNAME	Indicates previous registered resource identification	VARCHAR2(32)		Y
OLD_MPNAME	Indicates previous registered Market Participant identification	VARCHAR2(12)		Y

XML Data Set Element Name	Description	Data Type	MF Repository Constraints	Required By SM?
ETN	Electronic Tracking Number	VARCHAR2 (64)	NN	Y
LAST_UPDATE_DATE	Last System Updated Date (DD/MM/YYYY HH24:MI:SS)	DATE	NN	Y
CREATION_DATE	Record Creation Date (DD/MM/YYYY HH24:MI:SS)	DATE	NN	Y
NOTIFICATION_COMMENT	Used by the operator and Market Participant to exchange notes with respect to the set registration data.	VARCHAR2 (250)		Y

[3.4.63.3.6](#) MF_GENERATOR_PARAMETERS

Transfer Timing: Daily transfer at approximately 12:35 AM.

Description: The Master File Generator Parameter table provides information about the generator and its parameters as defined in the system.

Rule Reference: Clause 2.34.1.

[3.3.2-6](#) MF_GENERATOR_PARAMETERS (Data Elements)

XML Data Set Element Name	Description	Data Type	MF Repository Constraints	Required By SM?
RES_ID	Resource ID	NUMBER(15,0)	PK, NN	Y
EFF_DATE	Effective date (DD/MM/YYYY)	DATE	PK, NN	Y
EXP_DATE	Expiry date (DD/MM/YYYY)	DATE		Y
FUEL TYPE	L-Liquid / N - Non- Liquid / D - Dual	CHAR(1)		Y
MIN_STABLE_GEN	Minimum stable generation	NUMBER(15,3)		Y
MIN_DISPATCHABLE_GEN	Minimum dispatchable generation	NUMBER(15,3)		Y
MIN_TIME_SYNC_COLD	Minimum synchronization time for cold start condition	NUMBER(8,2)		Y
MIN_TIME_SYNC_WARM	Minimum synchronization time for warm start condition	NUMBER(8,2)		Y

XML Data Set Element Name	Description	Data Type	MF Repository Constraints	Required By SM?
MIN_TIME_SYNC_HOT	Minimum synchronization time for hot start condition	NUMBER(8,2)		Y
MIN_RESTART_TIME	Minimum time to restart	NUMBER(8,2)		Y
MIN_RESPONSE_TIME	Minimum time to respond	NUMBER(8,2)		Y
STARTUP_COST	Cost for start-up This field must have its value suppressed to 0 for transfer to System Management.	NUMBER(10,2)		Y
SHUTDOWN_COST	Cost for shutdown This field must have its value suppressed to 0 for transfer to System Management.	NUMBER(10,2)		Y
SENT_OUT_CAP	Sent out capacity	NUMBER(15,3)		Y
MIN_GEN_CAP	Minimum Generator Capacity	NUMBER(15,3)		Y

XML Data Set Element Name	Description	Data Type	MF Repository Constraints	Required By SM?
MAX_GEN_CAP	Maximum Generator Capacity (Will include MSG value for Excess Generation Facilities)	NUMBER(15,3)		Y
ALT_MIN_GEN_CAP	Minimum Generator Capacity running on liquid fuel	NUMBER(15,3)		Y
ALT_MAX_GEN_CAP	Maximum Generator Capacity running on liquid fuel (Will include MSG value for Excess Generation Facilities)	NUMBER(15,3)		Y
EXEMPT_FLAG	Exemption flag for intermittent generator from funding Spinning Reserve	CHAR(1)		Y
NAME_PLATE_CAP	Name Plate Capacity	NUMBER(15,3)		Y
PRIMARY_FUEL	Primary Fuel	VARCHAR2(50)		Y

XML Data Set Element Name	Description	Data Type	MF Repository Constraints	Required By SM?
MAX_RAMP_UP	Maximum Ramp Up Rate	NUMBER(15,3)		Y
MAX_RAMP_DOWN	Maximum Ramp Down Rate	NUMBER(15,3)		Y
EMERGENCY_RAMP_UP	Emergency Ramp Up Rate	NUMBER(15,3)		Y
EMERGENCY_RAMP_DOWN	Emergency Ramp Down Rate	NUMBER(15,3)		Y
ALT_RAMP_UP	Ramp Up Rate using liquid fuel	NUMBER(15,3)		Y
ALT_RAMP_DOWN	Ramp Down Rate using liquid fuel	NUMBER(15,3)		Y
OVERLOAD_CAP	Overload Capacity	NUMBER(15,3)		Y
MIN_DISP_TIME	Minimum Dispatchable Time in Minutes	NUMBER(8,2)		Y
ELAPSE_SYNC_COLD	Number of Hours elapsed for Cold Sync time.	NUMBER(8,2)		Y

XML Data Set Element Name	Description	Data Type	MF Repository Constraints	Required By SM?
ELAPSE_SYNC_WARM	Number of Hours elapsed for Warm Sync time.	NUMBER(8,2)		Y
ELAPSE_SYNC_HOT	Number of Hours elapsed for Hot Sync time.	NUMBER(8,2)		Y
SECONDARY_FUEL	Secondary Fuel	VARCHAR2(50)		Y
ALT_EMERGENCY_RAMP_UP	Ramp Up (Secondary Fuel)	NUMBER(15,3)		Y
ALT_EMERGENCY_RAMP_DOWN	Ramp Down (Secondary Fuel)	NUMBER(15,3)		Y
REDUCED_CAPACITY	Anticipated Reduction in the maximum capacity when the ambient temperature is 45 C	NUMBER(15,3)		Y
REMOTE_FLAG	Flag to indicate if the generator is located at a different connection point than the load being served (Y/N)	CHAR(1)		Y

XML Data Set Element Name	Description	Data Type	MF Repository Constraints	Required By SM?
ETN	Electronic Tracking Number	VARCHAR2 (64)	NN	Y
LAST_UPDATE_DATE	Last System Updated Date (DD/MM/YYYY HH24:MI:SS)	DATE	NN	Y
CREATION_DATE	Record Creation Date (DD/MM/YYYY HH24:MI:SS)	DATE	NN	Y

[3.4.73.3.7](#) MF_LOAD_PARAMETERS

Transfer Timing: Daily transfer at approximately 12:35 AM.

Description: The Master File Load Parameter table provides information about the load and its parameters defined in the system.

Rule Reference: Clause 2.34.1.

[3.3.2-7](#) MF_LOAD_PARAMETERS (Data Elements)

XML Data Set Element Name	Description	Data Type	MF Repository Constraints	Required By SM?
---------------------------	-------------	-----------	---------------------------	-----------------

XML Data Set Element Name	Description	Data Type	MF Repository Constraints	Required By SM?
RES_ID	Resource ID	NUMBER(15,0)	PK, NN	Y
EFF_DATE	Effective Date (DD/MM/YYYY)	DATE	PK, NN	Y
EXP_DATE	Expiry Date (DD/MM/YYYY)	DATE		Y
MAX_CONSUMPTION_MWH	Maximum Consumption in MWh	NUMBER(15,3)		Y
MAX_DIS_MW	Maximum Dispatchable Load in MW.	NUMBER(15,3)		Y
MIN_DIS_MW	Minimum Dispatchable Load in MW.	NUMBER(15,3)		Y
MAX_RAMP_UP	Maximum Ramp Up Rate	NUMBER(15,3)		Y
MAX_RAMP_DOWN	Maximum Ramp Down Rate	NUMBER(15,3)		Y

XML Data Set Element Name	Description	Data Type	MF Repository Constraints	Required By SM?
EMERGENCY_RAMP_UP	Emergency Ramp Up Rate	NUMBER(15,3)		Y
EMERGENCY_RAMP_DOWN	Emergency Ramp Down Rate	NUMBER(15,3)		Y
MAX_IL_CL_MW	Maximum Interruptible/Curtailable Load	NUMBER(15,3)		Y
MAX_IL_CL_DURATION	Maximum Interruptible/Curtailable Load Duration in Minutes	NUMBER(8,2)		Y
MAX_IM_MWH	Maximum Intermittent Load	NUMBER(15,3)		Y
MAX_NON_METER_MWH	Maximum Non-Metered Consumption	NUMBER(15,3)		Y
NOMINATED_LOAD_LEVEL	Nominated Capacity Requirement	NUMBER(15,3)		Y
DISP_CAPACITY	Dispatchable Capacity	NUMBER(15,3)		Y

XML Data Set Element Name	Description	Data Type	MF Repository Constraints	Required By SM?
MIN_RESPONSE_TIME	Minimum Response Time	NUMBER(8,2)		Y
DSP_FLAG	Demand Side Program flag (Y/N)	CHAR(1)		Y
ASSOC_DSP	Associated Demand Side Program	VARCHAR2(32)		Y
REDUCED_QUANTITY	Anticipated Reduction in maximum capacity when ambient temperature is 45°C	NUMBER(15,3)		Y
ETN	Electronic Tracking Number	VARCHAR2(64)	NN	Y
LAST_UPDATE_DATE	Last System Updated Date (DD/MM/YYYY HH24:MI:SS)	DATE	NN	Y

XML Data Set Element Name	Description	Data Type	MF Repository Constraints	Required By SM?
CREATION_DATE	Record Creation Date (DD/MM/YYYY HH24:MI:SS)	DATE	NN	Y

[3.4.83.3.8](#) MF_DP_SCHEDULE

Transfer Timing: Daily transfer at approximately 12:35 AM.

Description: The Master File Delivery Point Schedule table contains information about the Delivery Points/Resources activity including its status and schedule.

Rule Reference: Clause 2.34.1.

[3.3.2-8](#) MF_DP_SCHEDULE (Data Elements)

XML Data Set Element Name	Description	Data Type	MF Repository Constraints	Required By SM?
RES_ID	Resource ID	NUMBER (15,0)	PK,NN	Y
START_DATE	Resource Activity Start Date (DD/MM/YYYY)	DATE	PK,NN	Y
END_DATE	Resource Activity	DATE		Y

XML Data Set Element Name	Description	Data Type	MF Repository Constraints	Required By SM?
	End Date (DD/MM/YYYY)			
ETN	Electronic Tracking Number	VARCHAR2 (64)	NN	Y
REQUEST_TYPE	Request Type A - APPLICATION, S - SUSPEND, T - DE-REGISTER, R - REACTIVATE	CHAR2(1)	NN	Y
LAST_UPDATE_DATE	Last System Updated Date (DD/MM/YYYY HH24:MI:SS)	DATE	NN	Y
CREATION_DATE	Record Creation Date (DD/MM/YYYY HH24:MI:SS)	DATE	NN	Y
NOTIFICATION_COMMENT	Used by the operator and Market Participant	VARCHAR2 (250)		Y

XML Data Set Element Name	Description	Data Type	MF Repository Constraints	Required By SM?
	to exchange notes with respect to that registration data.			

[3.4.93.3.9](#) MF_BA_DP_XREFS

Transfer Timing: Daily transfer at approximately 12:35 AM.

Description: The Master File Business Associates Delivery Point cross-reference table contains mapping information between Business Associate IDs and Delivery Point IDs. The relation table below defines the registered Market Participant for the Facility.

Rule Reference: Clause 2.34.1.

[3.3.2-9](#) MF_BA_DP_XREFS (Data Elements)

XML Data Set Element Name	Description	Data Type	MF Repository Constraints	Required By SM?
RES_ID	Resource ID	NUMBER (15,0)	PK,NN	Y
BUS_ASSOC_ID	Business Associate ID	NUMBER (15,0)	PK,NN	Y
RELATIONSHIP_TYPE	Relationship Type (RMP)	VARCHAR2 (12)	NN	Y
EFF_DATE	Relationship Effective	DATE	PK,NN	Y

XML Data Set Element Name	Description	Data Type	MF Repository Constraints	Required By SM?
	Date (DD/MM/YYYY)			
EXP_DATE	Relationship Expiration Date (DD/MM/YYYY)	DATE		Y
ETN	Electronic Tracking Number	VARCHAR2 (64)	NN	Y
REQUEST_TYPE	Request Type	CHAR (1)	NN	Y
LAST_UPDATE_DATE	Last System Updated Date (DD/MM/YYYY HH24:MI:SS)	DATE	NN	Y
CREATION_DATE	Record Creation Date (DD/MM/YYYY HH24:MI:SS)	DATE	NN	Y

[3.53.4 Data to System Management – Reserve Capacity Data](#)

[3.5.13.4.1 RC_CERTIFIED_CAPACITY](#)

Transfer Timing: Daily transfer at approximately 12:36 AM.

Description: The table below lists data elements to define the Certified Reserve Capacity of the Facility, the Reserve Capacity Obligation Quantity of the Facility at 41°C and 45°C (if

applicable). It also includes, for Interruptible Loads, Dispatchable Loads and Demand Side Programmes, the maximum number of times that interruption can be called during the term of the Capacity Credits.

Rule Reference: Clause 2.34.1.

3.3.3-1 RC_CERTIFIED_CAPACITY (Data Elements)

XML Data Set Element Name	Description	Data Type	Constraints	Required By SM?
CAPACITY_YEAR	Capacity Year (DD/MM/YYYY)	DATE	UK, NN	Y
PARTICIPANT_NAME	see Common Data Types	VARCHAR2(12)	UK, NN	Y
RESOURCE_NAME	see Common Data Types	VARCHAR2(32)	UK, NN	Y
RESOURCE_TYPE	Resource Type	VARCHAR2(4)	UK, NN	Y
FACILITY_STATUS	Facility Status	CHAR(1)	NN	Y
PROJ_APPROVAL_DATE	Project Approval Date (DD/MM/YYYY)	DATE		Y
PROJ_FINANCING_DATE	Project Financing Date (DD/MM/YYYY)	DATE		Y
PROJ_SITE_PREP_DATE	Project Site	DATE		Y

XML Data Set Element Name	Description	Data Type	Constraints	Required By SM?
TE	Preparation Date (DD/MM/YYYY)			
PROJ_CONSTR_START_DATE	Project Construction Start Date (DD/MM/YYYY)	DATE		Y
EQUIP_INSTALLTION_DATE	Equipment Installation Date (DD/MM/YYYY)	DATE		Y
COMMISSION_TRIALS_DATE	Commission Trials Date (DD/MM/YYYY)	DATE		Y
FULL_CAPACITY_OBLIG_DATE	Full Capacity Obligation Date (DD/MM/YYYY)	DATE		Y
ACT_COMMISSION_DATE	Actual Commission Date (DD/MM/YYYY)	DATE		Y
DECOMMISSION_DATE	Decommission Date (DD/MM/YYYY)	DATE		Y

XML Data Set Element Name	Description	Data Type	Constraints	Required By SM?
FORCED_OUTAGE_RATE	Forced Outage Rate	NUMBER(9,3)		Y
UNFORCED_OUTAGE_RATE	Unforced Outage Rate	NUMBER(9,3)		Y
ACT_FORCED_OUTAGE_RATE	Actual Forced Outage Rate	NUMBER(9,3)		Y
ACT_UNFORCED_OUTAGE_RATE	Actual Unforced Outage Rate	NUMBER(9,3)		Y
CONDITIONAL_CONFIRMATION		CHAR(1)	NN	Y
CERTIFICATION_METHODOLOGY		CHAR(1)	NN	Y
NCS_CONTRACT		CHAR(1)	NN	Y
CONDITIONAL_FLAG	Flag to indicate if this is conditional certification	CHAR(1)	NN	Y
CAPACITY_BLOCK	Capacity Block	CHAR(1)	UK, NN	Y
AVAILABLE_CAP_MW	Available MW submitted by MP for certification	NUMBER(9,3)	NN	Y

XML Data Set Element Name	Description	Data Type	Constraints	Required By SM?
AVAILABLE_CAP_MW_HOT	Available MW at 45 C submitted by MP for certification	NUMBER(9,3)		Y
STIPULATED_DEFAULT_LOAD	Stipulated Default load	NUMBER(9,3)		Y
MAX_AVAIL_HOURS_PER_YEAR	Max Available hours per year	NUMBER(4,0)		Y
MAX_AVAIL_HOURS_PER_DAY	Max Available hours per day	NUMBER(2,0)		Y
MIN_DISPATCH_HOURS_IN_DAY	Minimum Dispatch hours per day	NUMBER(2,0)		Y
MAX_DISPATCH_HOURS_IN_DAY	Maximum Dispatch hours per day	NUMBER(2,0)		Y
MAX_ACT_CALLS_PER_YEAR	Max Actual Calls per year	NUMBER(5,0)		Y
AVAILABILITY_CLASS	Availability Class	CHAR(1)	UK, NN	Y
CERTIFIED_CAP_MW	Certified Capacity (Initial Capacity Obligation at 41 C)	NUMBER(9,3)		Y
INITIAL_CAP_OBLIGATION_MW_HOT	Initial Capacity Obligation at 45 C	NUMBER(9,3)		Y

XML Data Set Element Name	Description	Data Type	Constraints	Required By SM?
CERTIFIED_TIME_STAMP	Certified Time Stamp	DATE		Y
UPDATE_TIME	Update Time (DD/MM/YYYY HH24:MI:SS)	DATE	NN	Y

[3.5.23.4.2](#) RC_CAPACITY_CREDITS

Transfer Timing: Daily transfer at approximately 12:36 AM.

Description: The table below lists data elements to define the Capacity Credits held by a Facility.

Rule Reference: Clause 2.34.1.

[3.3.3-2](#) RC_CAPACITY_CREDITS (Data Elements)

XML Data Set Element Name	Description	Data Type	Constraints	Required By SM?
CAPACITY_YEAR	Capacity Year (DD/MM/YYYY)	DATE	UK, NN	Y
PARTICIPANT_NAME	see Common Data Types	VARCHAR2(12)	UK, NN	Y
RESOURCE_NAME	see Common Data Types	VARCHAR2(32)	UK, NN	Y
RESOURCE_TYPE	Resource Type	VARCHAR2(4)	UK, NN	Y

XML Data Set Element Name	Description	Data Type	Constraints	Required By SM?
FACILITY_STATUS	Facility Status	CHAR(1)	NN	Y
ALT_RESOURCE_NAME	Alternate Resource Name whose certified capacity is being substituted as specified during MP submission	VARCHAR2(32)		Y
CAPACITY_BLOCK	Capacity Block	CHAR(1)	UK, NN	Y
AVAILABILITY_CLASS	Availability Class	CHAR(1)	UK, NN	Y
CAP_CREDITS_TOTAL	Total Capacity Credits	NUMBER(9,3)	NN	Y
CAP_CREDITS_IMO	Capacity Credits anticipated to be acquired through IMO	NUMBER(9,3)	NN	Y
START_DATE	Start Date (DD/MM/YYYY)	DATE	UK, NN	Y
END_DATE	End Date (DD/MM/YYYY)	DATE		Y
UPDATE_TIME	Update Time (DD/MM/YYYY)	DATE	NN	Y

XML Data Set Element Name	Description	Data Type	Constraints	Required By SM?
	HH24:MI:SS)			

3.5.33.4.3 RC_SPA

Transfer Timing: Daily transfer at approximately 12:36 AM.

Description: The table below lists data elements to define the Special Price Arrangements and Network Control Service Contract details.

Rule Reference: Clause 2.34.1.

3.3.3-3 RC_SPA (Data Elements)

XML Data Set Element Name	Description	Data Type	Constraints	Required By SM?
AUCTION_YEAR	Auction Year at which the SPA was initiated (DD/MM/YYYY)	DATE	UK, NN	Y
START_DATE	Start Date (DD/MM/YYYY)	DATE	UK, NN	Y
END_DATE	End Date (DD/MM/YYYY)	DATE	UK, NN	Y
PARTICIPANT_NAME	see Common Data Types	VARCHAR2(12)	UK, NN	Y

XML Data Set Element Name	Description	Data Type	Constraints	Required By SM?
RESOURCE_NAME	see Common Data Types	VARCHAR2(32)	UK, NN	Y
RESOURCE_TYPE	Resource Type	VARCHAR2(4)	NN	Y
PARTICIPANT_NAME_ALT	Network Participant Name in case of NCS Service Contract	VARCHAR2(12)		Y
CAPACITY_BLOCK	Capacity Block	CHAR(1)	UK, NN	Y
AVAILABILITY_CLASS	Availability Class	CHAR(1)	NN	Y
CONTRACT_TYPE_FLAG	Capacity Credit Type. Valid values are: L - LTSPA S - STSPA N - NCS A – Supplementary Capacity	CHAR(1)	UK, NN	Y
CAP_CREDITS	Capacity Credits Covered	NUMBER(11,3)		Y
YEARLY_PRICE_PER_MW	Cost per MW per year This field must	NUMBER(10,2)		Y

XML Data Set Element Name	Description	Data Type	Constraints	Required By SM?
	have its value suppressed to 0 for transfer to System Management.			
MONTHLY_PAYMENT_GUARANTEE	<p>The Monthly Availability Payment for the Facility</p> <p>This field must have its value suppressed to 0 for transfer to System Management.</p>	NUMBER(10,2)		Y
USAGE_PRICE_PER_MWH	<p>Usage Cost in Case of NCS</p> <p>This field must have its value suppressed to 0 for transfer to System Management.</p>	NUMBER(10,2)		Y
COMMENTS	Comments	VARCHAR2(250)		Y
UPDATE_TIME	<p>Update Time</p> <p>(DD/MM/YYYY HH24:MI:SS)</p>	DATE	NN	Y

3.5.43.4.4 RC_TEST_REQUEST

Transfer Timing: Transferred on demand when a RC test is required.

Description: The table below lists data elements to define the Reserve Capacity Test Request details.

Rule Reference: Clause 4.25.7.

3.3.3-4 RC_TEST_REQUEST (Data Elements)

XML Data Set Element Name	Description	Data Type	Constraints	Required By SM?
CREATION_DATE	Record Creation Date	DATE (DD/MM/YYYY HH24:MI:SS)	UK, NN	Y
REQUEST_ID	Request Identification Number	NUMBER(18,0)	PK,NN	Y
RESOURCE_NAME	see Common Data Types	VARCHAR2(32)	NN	Y
FUEL_TYPE	Fuel Type L – Liquid N – Non-liquid	CHAR(1)	NN	Y
START_DATE	Start of the period where the test is to be performed after the start date.	DATE	NN	Y
END_DATE	End of the period where the test is to	DATE	NN	Y

XML Data Set Element Name	Description	Data Type	Constraints	Required By SM?
	be performed prior to the end date.			

3.5.53.4.5 RC_TEST_CANCELLATION

Transfer Timing: Transferred on demand when a RC test is required to be cancelled.

Description: The table below lists data elements to define the Reserve Capacity Test Request Cancellation details.

Rules Reference: Clause 4.25.3.

3.3.3-5 RC_TEST_CANCELLATION (Data Elements)

XML Data Set Element Name	Description	Data Type	Constraints	Required By SM?
CREATION_DATE	Record Creation Date	DATE (DD/MM/YYYY HH24:MI:SS)	UK, NN	Y
REQUEST_ID	Request Identification Number	NUMBER(18,0)	PK, NN	Y
RESOURCE_NAME	see Common Data Types	VARCHAR2(32)	NN	Y
FUEL_TYPE	Fuel Type L – Liquid	CHAR(1)	NN	Y

XML Data Set Element Name	Description	Data Type	Constraints	Required By SM?
	N – Non-liquid			

3.63.5 Data from System Management – Trading Data

3.6.1 Trading Data

3.6.23.5.1 LOAD_FORECAST

Transfer Timing: Transferred daily by 7:30 AM.

Description: The table below lists data elements to define Load Forecast data. The file is transferred for information purposes once daily.

Rule Reference: Clause 7.2.1.

3.4.1-1 LOAD_FORECAST (Data Elements)

XML Data Set Element Name	Description	Data Type	Constraints	Required By IMO?
ZONE_NAME	Currently Only one Zone with Value 'WEMSSWIS'	VARCHAR2(32)	UK, NN	Y
TRADE_DATE	see Common Data Types	DATE	UK, NN	Y
DELIVERY_DATE	see Common Data Types	DATE	UK, NN	Y
DELIVERY_HOUR	see Common Data Types	NUMBER(2,0)	UK, NN	Y
DELIVERY_INTERVAL	see Common Data	NUMBER(2,0)	UK, NN	Y

XML Data Set Element Name	Description	Data Type	Constraints	Required By IMO?
	Types			
FORECAST_TYPE	Forecast type flag. Values are: I – Information	CHAR(1)	UK, NN	Y
FORECAST_MWH	Forecast MW Hour (Sent out values, loss adjusted to Muja)	NUMBER(11,3)	NN	Y
FORECAST_MW	Forecast MW (Sent out values, loss adjusted to Muja)	NUMBER(11,3)	NN	Y
FORECASTED_AT_TIME	Forecast Time (DD/MM/YYYY HH24:MI:SS)	DATE	UK, NN	Y

[3-6-33.5.2](#) **LOAD_FORECAST_BALANCING**

Transfer Timing: Updated Load Forecast information for Balancing will be sent to the IMO each time System Management has new information on which to determine these quantities, which is not required more than once per Trading Interval.

Description: The table below lists data elements to define Load Forecast data.

Rule Reference: Clause 7A.3.15.

3.4.1-2-LOAD_FORECAST_BALANCING (Data Elements)

XML Data Set Element Name	Description	Data Type	Constraints	Required By IMO?
ZONE_NAME	Currently Only one Zone with Value 'WEMS'	VARCHAR2(32)	UK, NN	Y
TRADE_DATE	see Common Data Types	DATE	UK, NN	Y
DELIVERY_DATE	see Common Data Types	DATE	UK, NN	Y
DELIVERY_HOUR	see Common Data Types	NUMBER(2,0)	UK, NN	Y
DELIVERY_INTERVAL	see Common Data Types	NUMBER(2,0)	UK, NN	Y
FORECASTED_AT_TIME	Forecast Time (DD/MM/YYYY HH24:MI:SS)	DATE	UK, NN	Y
FORECAST_EOI_MW	Forecast MW at end of Interval. (Sent out, Not loss adjusted)	NUMBER(11,3)	NN	Y

3.6.43.5.3 NON_SCHEDULED_GENERATION_FORECAST

Transfer Timing: [By 1 December 2013, Updated](#) Non-Scheduled Generation forecast

information for Balancing will be sent to the IMO each time System Management has new information on which to determine these quantities, which is not required more than once per Trading Interval.

Description: The table below lists data elements to define the Non-Scheduled Generation forecast data per Facility. The data is provided to allow integration of Non-Scheduled Generation (including wind) into the Balancing Market.

Rule Reference: Clause 7A.3.15.

3.4.1-3 NON_SCHEDULED_GENERATION_FORECAST (Data Elements)

XML Data Set Element Name	Description	Data Type	Constraints	Required By IMO?
TRADE_DATE	see Common Data Types	DATE	UK, NN	Y
DELIVERY_DATE	see Common Data Types	DATE	UK, NN	Y
DELIVERY_HOUR	see Common Data Types	NUMBER(2,0)	UK, NN	Y
DELIVERY_INTERVAL	see Common Data Types	NUMBER(2,0)	UK, NN	Y
RES_ID	see Common Data Types	NUMBER(15,0)	UK	Y
FORECAST_MW	Forecast MW at end of Trading Interval (Sent out, not loss adjusted)	NUMBER(11,3)	NN	Y
FORECASTED_AT_TI	Forecast Time	DATE	NN	Y

XML Data Set Element Name	Description	Data Type	Constraints	Required By IMO?
ME	(DD/MM/YYYY HH24:MI:SS)			

[3.6.53.5.4](#) NON_SCHEDULED_SYSTEM_GENERATION_FORECAST

Transfer Timing: First transfer by 4:00 PM on the Scheduling Day.

Updated Non-Scheduled system generation forecast information for Balancing will be sent to the IMO as and when forecasts are prepared by System Management, covering Trading Intervals within the Trading Day and Scheduling Days.

Description: The table below lists data elements to define the Non-Scheduled system generation forecast data, which are system totals for all available Non-Scheduled generation. The data is provided to allow integration of Non-Scheduled generation (including wind) into the Balancing Market.

Rule Reference: Clauses 7A.3.15 and 7.6A.2(e).

[3.4.1-4](#) NON_SCHEDULED_SYSTEM_GENERATION_FORECAST (Data Elements)

XML Data Set Element Name	Description	Data Type	Constraints	Required By IMO?
TRADE_DATE	see Common Data Types	DATE	UK, NN	Y
DELIVERY_DATE	see Common Data Types	DATE	UK, NN	Y
DELIVERY_HOUR	see Common Data	NUMBER(2,0)	UK, NN	Y

XML Data Set Element Name	Description	Data Type	Constraints	Required By IMO?
	Types)		
DELIVERY_INTERVAL	see Common Data Types	NUMBER(2,0)	UK, NN	Y
FORECAST_MW	Forecast MW of NSG at end of Trading Interval (Sent out, not loss adjusted)	NUMBER(11,3)	NN	Y
FORECASTED_AT_TIME	Forecast Time (DD/MM/YYYY HH24:MI:SS)	DATE	NN	Y

[3.6.63.5.5](#) LFAS_REQUIREMENT

Transfer Timing: By 12:00 PM on the Scheduling Day. Additional LFAS Quantity requirements may be sent, as and when required by System Management, for any Trading Interval in the Balancing Horizon for which the LFAS Gate Closure plus [60 Minutes], has not occurred.

Description: The table below lists data elements to define the LFAS requirement. The LFAS requirement is a value that describes the size (in MW) of the UP and DOWN bands required by System Management for provision of LFAS.

Rule Reference: Clauses 7B.1.4 and 7B.1.5.

[3.4.1-5](#) LFAS_REQUIREMENT (Data Elements)

XML Data Set Element Name	Description	Data Type	Constraints	Required By IMO?
TRADE_DATE	see Common Data Types	DATE	UK, NN	Y
DELIVERY_DATE	see Common Data Types	DATE	UK, NN	Y
DELIVERY_HOUR	see Common Data Types	NUMBER(2,0)	UK, NN	Y
DELIVERY_INTERVAL	see Common Data Types	NUMBER(2,0)	UK, NN	Y
LFAS_UP_REQUIREMENT	LFAS UP Band Size Requirement in MW	NUMBER(15,3)	NN	Y
LFAS_DOWN_REQUIREMENT	LFAS DOWN Band Size Requirement in MW	NUMBER(15,3)	NN	Y

3-6.73.5.6 OUTAGES

Transfer Timing: As soon as practicable after outage information received by System Management, but at minimum twice daily:

Between 8:00 AM and 8:30 AM for ex-ante outage schedule.

By 12:00 PM for ex-post outage schedule (up to 15 Business Days after the Trading Day).

Description: The table below lists data elements to store Outage information. These outages include scheduled outages as well as network outages.

Rule Reference: Clauses 7.3.4 and 7.13.1A(b).

3.4.1-6 OUTAGES (Data Elements)

XML Data Set Element Name	Description	Data Type	Constraints	Required By IMO?
OUTAGE_ID	Unique identifier of each Outage sent.	NUMBER(15,0)	UK, NN	Y
PARTICIPANT_NAME	see Common Data Types	VARCHAR2(12)	UK, NN	Y
RESOURCE_NAME	see Common Data Types	VARCHAR2(32)	UK, NN	Y
OUTAGE_REASON_FLAG	Outage Reason Flag. Values are: P – Planned; F – Forced; C - Consequential	CHAR(1)	UK, NN	Y

XML Data Set Element Name	Description	Data Type	Constraints	Required By IMO?
EXPOST_FLAG	Ex-Post Post Flag. Values are: N - Ex-Ante (for STEM and Balancing advisories) Y - Ex-post (for Balancing, Reserve Capacity and compliance)	CHAR(1)	UK	Y
CANCEL_FLAG	Cancel Flag. Values are: Y – Yes N - No; If the outage is later cancelled	CHAR(1)		Y
TRADE_DATE	see Common Data Types	DATE	UK, NN	Y
DELIVERY_DATE	see Common Data Types	DATE	UK, NN	Y
DELIVERY_HOUR	see Common Data Types	NUMBER(2,0)	UK, NN	Y

XML Data Set Element Name	Description	Data Type	Constraints	Required By IMO?
DELIVERY_INTERVAL	see Common Data Types	NUMBER(2,0)	UK, NN	Y
OUTAGE_MW	Outage MW	NUMBER(9,3)		Y
RECOVERY_TIME	Recovery Time in Minutes. (Used In case emergency restoration)	NUMBER(6,0)		Y
OUTAGE_DESC	Outage Description	VARCHAR2(250)		Y
RISK_ASSESSMENT	Risk Assessment	VARCHAR2(250)		Y
OUTAGE_CONTINGENCY_PLAN	Outage Contingency Plan	VARCHAR2(250)		Y

3-6.83.5.7 OPERATIONAL_LOAD

Transfer Timing: Daily transfer by 10:00 AM for ~~provisional~~ data ~~from~~ for the previous Trading Day (T-1), ~~and final data for the day before the previous Trading Day (T-2)~~. The IMO may extend the data provision deadline by up to two Business Days.

Description: The table below lists data elements to define the Operational Load for each date. This information is required for compliance and informational purposes for Market Participants. Refer to the RELEVANT_DISPATCH_QUANTITY interface for Balancing RDQ

information.

Rule Reference: Clause 7.13.4.

3.4.1-7 OPERATIONAL_LOAD (Data Elements)

XML Data Set Element Name	Description	Data Type	Constraints	Required By IMO?
ZONE_NAME	Currently, Only one Zone with Value 'WEMS'	VARCHAR2(32)	UK, NN	Y
TRADE_DATE	see Common Data Types	DATE	UK, NN	Y
DELIVERY_DATE	see Common Data Types	DATE	UK, NN	Y
DELIVERY_HOUR	see Common Data Types	NUMBER(2,0)	UK, NN	Y
DELIVERY_INTERVAL	see Common Data Types	NUMBER(2,0)	UK, NN	Y
LOAD_MWH	Operational load in MWh. (Sent out	NUMBER(11,3)		Y

XML Data Set Element Name	Description	Data Type	Constraints	Required By IMO?
	values, loss adjusted to Muja)			
EST_LOAD_SHED_MW	Estimated load shed in MW if load shedding occurred.	NUMBER(11,3)		Y
RESOURCE_PLAN_SHORT_FALL	Resource Plan Short Fall	NUMBER(11,3)		Y

3-6-93.5.8 RELEVANT_DISPATCH_QUANTITY

Transfer Timing: ~~Starting from Balancing Market Commencement Day, daily~~ Daily transfer of Provisional RDQ data from the previous Trading Day (T-1) by 10:00 AM. Daily transfer of Final RDQ data by 10:00 AM for the day before the previous Trading Day (T-2). The IMO may extend the data provision deadline by up to two Business Days.

~~By 5 December 2012, or an earlier date by mutual agreement, transfer of Provisional RDQ data within five minutes of the end of each Trading Interval. Daily transfer of Final RDQ data by 10:00 AM for the day before the previous Trading Day (T-2). The IMO may extend the data provision deadline by up to two Business Days.~~

Description: The table below lists data elements to define the Relevant Dispatch Quantity for each date.

This data is the basis for the Provisional and Final Balancing Price calculations for the Balancing Market, using the System Management estimate of the end of interval Relevant Dispatch Quantity (RDQ).

System Management will provide a “smoothed” RDQ value to identify the end of interval value for pricing purposes.

Rule Reference: Clauses 7.13.1(dB), 7.13.1(dC), 7A.3.7, 7A.3.9 and 7A.3.12.

3.4.1-8 RELEVANT_DISPATCH_QUANTITY (Data Elements)

XML Element Name	Data Set	Description	Data Type	Constraints	Required By IMO?
ZONE_NAME		Currently Only one Zone with Value 'WEMS'	VARCHAR2(32)	UK, NN	Y
CREATION_DATE		RDQ Creation date/time (DD/MM/YYYY HH24:MI:SS)	DATE	UK, NN	Y
TRADE_DATE		see Common Data Types	DATE	UK, NN	Y
DELIVERY_DATE		see Common Data Types	DATE	UK, NN	Y
DELIVERY_HOUR		see Common Data Types	NUMBER(2,0)	UK, NN	Y
DELIVERY_INTERVAL		see Common Data Types	NUMBER(2,0)	UK, NN	Y
RDQ_EOI_SMOOTH		Relevant Dispatch Quantity (RDQ) – Smoothed total actual generation (MW) at end of Trading Interval (sent out, not loss adjusted)	NUMBER(11, 3)	NN	Y

XML Data Set Element Name	Description	Data Type	Constraints	Required By IMO?
RDQ_TYPE	P – Provisional RDQ F – Final RDQ	CHAR(1)	NN	Y

3.5.9 INTERVAL RELEVANT DISPATCH QUANTITY

Transfer Timing: Transfer of Interval Provisional RDQ data within five minutes of the end of each Trading Interval.

Description: The table below lists data elements to define the Relevant Dispatch Quantity for each date.

Rule Reference: Clauses 7.13.1(dB), 7.13.1(dC), 7A.3.7, 7A.3.9 and 7A.3.12.

RELEVANT DISPATCH QUANTITY (Data Elements)

<u>XML Data Set Element Name</u>	<u>Description</u>	<u>Data Type</u>	<u>Constraints</u>	<u>Required By IMO?</u>
<u>ZONE_NAME</u>	<u>Currently Only one Zone with Value 'WEMS'</u>	<u>VARCHAR2(32)</u>	<u>UK, NN</u>	<u>Y</u>
<u>CREATION_DATE</u>	<u>RDQ Creation date/time (DD/MM/YYYY HH24:MI:SS)</u>	<u>DATE</u>	<u>UK</u>	<u>Y</u>
<u>TRADE_DATE</u>	<u>see Common Data Types</u>	<u>DATE</u>	<u>UK, NN</u>	<u>Y</u>
<u>DELIVERY_DATE</u>	<u>see Common Data Types</u>	<u>DATE</u>	<u>UK, NN</u>	<u>Y</u>

<u>XML Data Set Element Name</u>	<u>Description</u>	<u>Data Type</u>	<u>Constraints</u>	<u>Required By IMO?</u>
DELIVERY_HOUR	see Common Data Types	NUMBER(2,0)	UK, NN	Y
DELIVERY_INTERVAL	see Common Data Types	NUMBER(2,0)	UK, NN	Y
RDQ_EOI_SMOOTH	<p>Relevant Dispatch Quantity (RDQ) – total actual generation (MW) at end of Trading Interval (sent out, not loss adjusted).</p> <p>The element name was reused from RELEVANT_DISPATCH_QUANTITY to simplify system processing. This quantity is NOT smoothed</p>	NUMBER(11,3)	NN	Y
RDQ_TYPE	P – Provisional RDQ	CHAR(1)	NN	Y

[3.6.403.5.10](#) DISPATCH_INSTRUCTIONS

Transfer Timing: Daily transfer by 12:00 PM for instructions and orders from the previous Trading Day.

Description: The table lists data elements to define Dispatch Instructions and Dispatch Orders.

Notification of Dispatch Instruction non-compliance (including deviation outside agreed

tolerances) must also be identified as part of the transfer of Dispatch Instructions, however these details will be included in the COMPLIANCE interface and reference the relevant DISPATCH_ID within this interface.

Rule Reference: Clauses 7.13.1(a), 7.13.1(c) and 7.10.7(a).

3.4.1-9 DISPATCH_INSTRUCTIONS (Data Elements)

XML Data Set Element Name	Description	Data Type	Constraints	Required By IMO?
DISPATCH_ID	Unique identifier of each Dispatch Instruction sent.	NUMBER(15,0)	UK, NN	Y
PARTICIPANT_NAME	see Common Data Types	VARCHAR2(12)	NN	Y
RESOURCE_NAME	see Common Data Types	VARCHAR2(32)	UK, NN	Y
TIME_STAMP	Time at which Dispatch Instruction is issued. Resolution up to minutes. (DD/MM/YYYY HH24:MI:SS)	DATE	NN	Y
INITIAL_MW	Initial MW	NUMBER(9,3)	NN	Y
TARGET_MW	Expected target MW at the end of the Trading Interval.	NUMBER(9,3)	NN	Y

XML Data Set Element Name	Description	Data Type	Constraints	Required By IMO?
RESPONSE_TIME	Time of Response (DD/MM/YYYY HH24:MI:SS)	DATE	UK, NN	Y
INST_TYPE	Instruction Type. Possible Values are: T – Target MW Output (for Balancing Facilities) R – Reduction (for DSP Participants) U – Return to Unconstrained Output	CHAR(1)		Y
RAMP_RATE	Ramp rate to use while responding to the instruction.	NUMBER(6,3)		Y

XML Data Set Element Name	Description	Data Type	Constraints	Required By IMO?
DISP_REASON_FLAG	Dispatch reason flag. Valid values are: F - Failure of Western Power Facility C - Instruction Cancellation O – Other	CHAR(1)		Y
COMMENTS	Additional comments related to the Dispatch Instruction, if any.	VARCHAR2(250)		Y

[3.6.143.5.11](#) **OPERATING_INSTRUCTIONS**

Transfer Timing: Daily transfer by 12:00 PM for instructions for the previous Trading Day.

Description: The table lists data elements to define Operating Instructions. These instructions are advisories sent to Market Participants to request them to change their submissions to reflect a future Dispatch operation – typically related to generation testing. Operating Instructions are used in conjunction with Dispatch Instructions to notify participants to increase (or decrease) their generation for a future interval.

Rule Reference: Clause 7.13.1(cC).

~~3.4.1-10~~ **OPERATING_INSTRUCTIONS (Data Elements)**

XML Data Set Element Name	Description	Data Type	Constraints	Required By IMO?
OPERATING_ID	Unique identifier of Operating Instruction sent.	NUMBER(15,0)	UK, NN	Y
RES_ID	see Common Data Types	NUMBER(15,0)	UK	Y
TIME_STAMP	Time at which Operating Instruction is issued. Resolution up to minutes. (DD/MM/YYYY HH24:MI:SS)	DATE	NN	Y
START_TIME	Time at which Operating Instruction starts. Resolution up to minutes. (DD/MM/YYYY HH24:MI)	DATE	NN	Y
END_TIME	Time at which Operating Instruction is to end. Resolution up to minutes. (DD/MM/YYYY HH24:MI)	DATE	NN	Y

XML Element Name	Data Set	Description	Data Type	Constraints	Required By IMO?
QUANTITY		Instruction in which the Facility was to be operating (MW). To be populated as required by instruction type.	NUMBER(9,3)		Y
RESPONSE_TIME		Time of Response (DD/MM/YYYY HH24:MI:SS)	DATE	UK, NN	Y
INST_REASON_FLAG		Instruction reason flag. Valid values are: T - If Facility is undergoing Commissioning Test in the interval P - If Facility is undergoing Reserve Capacity Test in the interval N - If the dispatch is for NCS Contracts R – Supplementary Reserve Capacity O – Other	CHAR(1)	NN	Y

XML Data Set Element Name	Description	Data Type	Constraints	Required By IMO?
COMMENTS	Additional comments related to the Operating Instruction, if any.	VARCHAR2(250)		Y

[3.6.123.5.12](#) AS_ACTIVATION_INSTRUCTIONS

Transfer Timing: Daily transfer by 12:00 PM for instructions for the previous Trading Day.

Description: The table lists data elements to define AS Activation Instructions, which are “as sent” instructions from System Management to Market Participants advising them of their AS requirements for the relevant Trading Interval.

For LFAS, AS Activation Instructions are required to determine which Facilities (or the Verve Energy Balancing Portfolio) were instructed to operate. Although the IMO provides System Management with the list of the LFAS providers, if system conditions change, System Management may instruct Backup LFAS to operate.

System Management must issue and provide revised instructions or cancellation instructions for any Trading Interval where an LFAS provider was not able to fulfil its obligations for the full Trading Interval.

Rule Reference: Clauses 7.13.1(e), 7.13.1(eA), 7.13.1(eB), 7.13.1(eC) and 7B.4.2.

[3.4.1-11](#) AS_ACTIVATION_INSTRUCTIONS (Data Elements)

XML Data Set Element Name	Description	Data Type	Constraints	Required By IMO?
AS_ACTIVATION_ID	Unique identifier of AS Activation Instruction sent.	NUMBER(15,0)	UK, NN	Y

XML Data Set Element Name	Description	Data Type	Constraints	Required By IMO?
RES_ID	see Common Data Types	NUMBER(15,0)	UK	Y
TIME_STAMP	Time at which operation instruction is issued. Resolution up to minutes. (DD/MM/YYYY HH24:MI:SS)	DATE	NN	Y
DELIVERY_DATE	see Common Data Types	DATE	NN	Y
DELIVERY_HOUR	see Common Data Types	NUMBER(2,0)	NN	Y
DELIVERY_INTERVAL	see Common Data Types	NUMBER(2,0)	NN	Y

XML Data Set Element Name	Description	Data Type	Constraints	Required By IMO?
AS_TYPE	Determines which type of AS: LU – LFAS UP Band LD – LFAS Down Band BU – Backup LFAS Up Band BD – Backup LFAS Down Band CU – Cancellation of LFAS Up instruction CD – Cancellation of LFAS Down instruction	CHAR(3)	NN	Y
SIZE	LFAS Band instruction in which the Facility was to be operating. (MW) Cancellation instruction must have a NULL value.	NUMBER(9,3)		Y

XML Data Set Element Name	Description	Data Type	Constraints	Required By IMO?
RESPONSE_TIME	Time of Response (DD/MM/YYYY HH24:MI:SS)	DATE	UK, NN	Y
COMMENTS	Additional comments related to the LFAS instruction, if any.	VARCHAR2(250)		Y

[3.6.133.5.13](#) AS_RESPONSE_QUANTITIES

Transfer Timing: Daily transfer by 12:00 PM for instructions for the previous Trading Day.

Description: The table lists data elements to define the AS quantities (MWh) triggered by a system event, which are used in the determination of Out of Merit generation quantities for the Verve Energy Balancing Portfolio.

Rule Reference: Clause 7.13.1(eD).

[3.4.1-12](#) AS_RESPONSE_QUANTITIES (Data Elements)

XML Data Set Element Name	Description	Data Type	Constraints	Required By IMO?
RES_ID	see Common Data Types	NUMBER(15,0)	UK	Y
DELIVERY_DATE	see Common Data Types	DATE	NN	Y

XML Data Set Element Name	Description	Data Type	Constraints	Required By IMO?
DELIVERY_HOUR	see Common Data Types	NUMBER(2,0)	NN	Y
DELIVERY_INTERVAL	see Common Data Types	NUMBER(2,0)	NN	Y
AS_TYPE	Determines which type of AS: ALR – Activated Load Rejection ASR – Activated Spinning Reserve	CHAR(3)	NN	Y
SIZE	Response quantities of Load Rejection or Spinning Reserve (MWh) not including any LFAS response.	NUMBER(9,3)	NN	Y

[3.6.143.5.14](#) DISPATCH_VOLUMES

Transfer Timing: Daily transfer by 12:00 PM required for Dispatch Volumes for the previous Trading Day.

Description: The table below lists data elements to define Dispatch Volumes. This data must be transferred at resource level for all Market Participants including resources within the Verve Energy Balancing Portfolio.

Rule Reference: Clauses 7.13.1(dA), 7.13.1(eF), 7.13.1(eG), 7.13.1(g) and 7.13.1(h).

~~3.4.1-13~~ DISPATCH_VOLUMES (Data Elements)

XML Data Set Element Name	Description	Data Type	Constraints	Required By IMO?
TRADE_DATE	see Common Data Types	DATE	UK, NN	Y
DELIVERY_DATE	see Common Data Types	DATE	UK, NN	Y
DELIVERY_HOUR	see Common Data Types	NUMBER(2,0)	UK, NN	Y
DELIVERY_INTERVAL	see Common Data Types	NUMBER(2,0)	UK, NN	Y
PARTICIPANT_NAME	see Common Data Types	VARCHAR2(12)	UK, NN	Y
RESOURCE_NAME	see Common Data Types	VARCHAR2(32)	UK, NN	Y

XML Data Set Element Name	Description	Data Type	Constraints	Required By IMO?
VOLUME_FLAG	<p>R - Reduction in MWh for Non-Scheduled Generators, IL and DSPs</p> <p>T - If Facility is undergoing Commissioning Test in the interval</p> <p>P - If Facility is undergoing Reserve Capacity Test in the interval</p> <p>N - If the dispatch is for NCS Contracts</p> <p>S - Supplementary Reserve Capacity</p> <p>U – Dispatchable Load (Upwards)</p> <p>D – Dispatchable Load (Downwards)</p> <p>O – Other</p>	CHAR(1)	UK, NN	Y

XML Data Set Element Name	Description	Data Type	Constraints	Required By IMO?
QUANTITY_MWH	Reduction in MWh for Non-Scheduled Generators, IL and DSPs or Penalty Volume or Balance Support Volume or Quantity in MWh for NCS Contracts	NUMBER(9,3)		Y
MAXIMUM_SENT_OUT_MWH	Maximum amount of sent out energy (MWh) which each Non-Scheduled Generator would have supplied if no DI was issued. (only used for NSGs)	NUMBER(9,3)		Y
COMMENTS	Additional comments related to the Dispatch Instruction, if any.	VARCHAR2(250)		Y
FUEL_TYPE	L – Liquid N – Non Liquid	CHAR(1)		Y

XML Data Set Element Name	Description	Data Type	Constraints	Required By IMO?
ACTUAL_TEST_INTERVAL	Y – Yes N – No Whether or not the RC Test was done during this interval.	CHAR(1)		Y

[3.6.153.5.15](#) RESOURCE_SCADA

Transfer Timing: Daily transfer by 12:00 PM for Resource SCADA data for the previous Trading Day.

Description: The table below lists data elements to define the telemetry data from SCADA. Refer to RESOURCE_EOI interface for Balancing resource information.

Rule Reference: Clause 7.13.1(cA).

[3.4.1-14](#) RESOURCE_SCADA (Data Elements)

XML Data Set Element Name	Description	Data Type	Constraints	Required By IMO?
PARTICIPANT_NAME	see Common Data Types	VARCHAR2(12)	UK, NN	Y
RESOURCE_NAME	see Common Data Types	VARCHAR2(32)	UK, NN	Y
RESOURCE_TYPE	Resource Type. SG - Scheduled	VARCHAR2(4)	UK, NN	Y

XML Data Set Element Name	Description	Data Type	Constraints	Required By IMO?
	Generator NG - Non-Scheduled Generator IMG - Intermittent Generator DL - Dispatchable Load NL - Non-Dispatchable Load CL - Curtailable Load IL - Interruptible Load IMNL - Intermittent Non-Dispatchable Load IMCL - Intermittent Curtailable Load IMIL - Intermittent Interruptible Load			
DELIVERY_DATE	see Common Data Types	DATE	UK, NN	Y
DELIVERY_HOUR	see Common Data Types	NUMBER(2,0)	UK, NN	Y

XML Data Set Element Name	Description	Data Type	Constraints	Required By IMO?
DELIVERY_INTERVAL	see Common Data Types	NUMBER(2,0)	UK, NN	Y
QUANTITY_MWH	Telemetered quantity in MWh. (Sent out values)	NUMBER(9,3)	NN	Y

~~3.6.16~~3.5.16 RESOURCE_EOI

Transfer Timing: ~~Starting from Balancing Market Commencement Day, daily~~ Daily transfer of Provisional EOI data from the previous Trading Day (T-1) by 10:00 AM. Daily transfer of Final EOI data by 10:00 AM for the day before the previous Trading Day (T-2). The IMO may extend the data provision deadline by up to two Business Days.

~~By 5 December 2012, or an earlier date by mutual agreement, transfer of Provisional EOI data within five minutes of the end of each Trading Interval. Daily transfer of Final EOI data by 10:00 AM for the day before the previous Trading Day (T-2). The IMO may extend the data provision deadline by up to two Business Days.~~

Description: The table below lists data elements to define the EOI generation data from SCADA.

This interface transfers the “End Of Interval” (EOI) MW values to determine the Minimum and Maximum Theoretical Energy Schedules (TES) used for calculating Out of Merit quantities. EOI values are also used to determine the starting point for ramp rate constraining the Pricing BMO.

Rule Reference: Clauses 7A.3.7 and 7A.3.9.

~~3.4.1-15~~ RESOURCE_EOI (Data Elements)

XML Data Set Element Name	Description	Data Type	Constraints	Required By IMO?
---------------------------	-------------	-----------	-------------	------------------

XML Data Set Element Name	Description	Data Type	Constraints	Required By IMO?
BUS_ASSOC_ID	see Common Data Types	NUMBER(15,0)	UK, NN	Y
RES_ID	see Common Data Types	NUMBER(15,0)	UK	Y
RESOURCE_TYPE	Resource Type. SG - Scheduled Generator NG - Non-Scheduled Generator IMG - Intermittent Generator DL - Dispatchable Load NL - Non-Dispatchable Load CL - Curtailable Load IL - Interruptible Load IMNL - Intermittent Non-Dispatchable Load IMCL - Intermittent Curtailable Load	VARCHAR2(4)	UK, NN	Y

XML Data Set Element Name	Description	Data Type	Constraints	Required By IMO?
	IMIL - Intermittent Interruptible Load			
DELIVERY_DATE	see Common Data Types	DATE	UK, NN	Y
DELIVERY_HOUR	see Common Data Types	NUMBER(2,0)	UK, NN	Y
DELIVERY_INTERVAL	see Common Data Types	NUMBER(2,0)	UK, NN	Y
EOI_TYPE	P – Provisional Resource EOI F – Final Resource EOI	CHAR(1)	NN	Y
QUANTITY_EOI_MW	Smoothed generation quantity (MW) at end of interval (sent out, not loss adjusted) (Greater than or equal to zero)	NUMBER(9,3)	NN	Y

[3.5.17 INTERVAL RESOURCE EOI](#)

[Transfer Timing:](#) Transfer of Interval Provisional EOI data within five minutes of the end of each Trading Interval.

Description: The table below lists data elements to define the EOI generation data from SCADA.

Rule Reference: Clauses 7A.3.7 and 7A.3.9.

RESOURCE EOI (Data Elements)

<u>XML Data Set Element Name</u>	<u>Description</u>	<u>Data Type</u>	<u>Constraints</u>	<u>Required By IMO?</u>
<u>BUS_ASSOC_ID</u>	<u>see Common Data Types</u>	<u>NUMBER(15,0)</u>	<u>UK, NN</u>	<u>Y</u>
<u>RES_ID</u>	<u>see Common Data Types</u>	<u>NUMBER(15,0)</u>	<u>UK</u>	<u>Y</u>
<u>RESOURCE_TYPE</u>	<u>Resource Type.</u> <u>SG - Scheduled Generator</u> <u>NG - Non-Scheduled Generator</u> <u>IMG - Intermittent Generator</u> <u>DL - Dispatchable Load</u> <u>NL - Non-Dispatchable Load</u> <u>CL - Curtailable Load</u> <u>IL - Interruptible Load</u>	<u>VARCHAR2(4)</u>	<u>UK, NN</u>	<u>Y</u>

<u>XML Data Set Element Name</u>	<u>Description</u>	<u>Data Type</u>	<u>Constraints</u>	<u>Required By IMO?</u>
	IMNL - Intermittent Non-Dispatchable Load IMCL - Intermittent Curtailable Load IMIL - Intermittent Interruptible Load			
DELIVERY_DATE	see Common Data Types	DATE	UK, NN	Y
DELIVERY_HOUR	see Common Data Types	NUMBER(2,0)	UK, NN	Y
DELIVERY_INTERVAL	see Common Data Types	NUMBER(2,0)	UK, NN	Y
EOI_TYPE	P – Provisional Resource EOI	CHAR(1)	NN	Y
QUANTITY_EOI_MW	Generation quantity (MW) at end of interval (sent out, not loss adjusted) (Greater than or equal to zero)	NUMBER(9,3)	NN	Y

3.6.173.5.18 [ANC_SERV_DAILY](#)

Transfer Timing: Daily transfer by 8:30 AM.

Description: The table below lists data elements to define the Participant Level Ancillary Service data used for STEM.

Rule Reference: Clauses 7.2.3A(a) and 7.2.3B.

3.4.1-16 ANC_SERV_DAILY (Data Elements)

XML Data Set Element Name	Description	Data Type	Constraints	Required By IMO?
PARTICIPANT_NAME	see Common Data Types	VARCHAR2(12)	UK, NN	Y
TRADE_DATE	see Common Data Types	DATE	UK, NN	Y
DELIVERY_DATE	see Common Data Types	DATE	UK, NN	Y
DELIVERY_HOUR	see Common Data Types	NUMBER(2,0)	UK, NN	Y
DELIVERY_INTERVAL	see Common Data Types	NUMBER(2,0)	UK, NN	Y
ANC_SERV_MWH	Participant portion of Daily Ancillary Service in MWh.	NUMBER(9,3)	NN	Y

3.6.183.5.19 ANC_SERV_RESOURCES

Transfer Timing: Daily transfer by 8:30 AM.

Description: The table below lists data elements to define the Ancillary Service Resource

data used for STEM.

Rule Reference: Clause 7.2.3A(b).

~~3.4.1-17~~ ANC_SERV_RESOURCES (Data Elements)

XML Data Set Element Name	Description	Data Type	Constraints	Required By IMO?
TRADE_DATE	see Common Data Types	DATE	UK, NN	Y
PARTICIPANT_NAME	see Common Data Types	VARCHAR2(12)	UK, NN	Y
RESOURCE_NAME	see Common Data Types	VARCHAR2(32)	UK, NN	Y

~~3.6.193.5.20~~ ANC_SERV_MONTHLY

Transfer Timing: Monthly on the first Business Day of the second month following the month in which the Trading Month commenced.

Description: The table below lists data elements to store the Ancillary Service Resource data.

Rule Reference: Clause 3.22.3.

~~3.4.1-18~~ ANC_SERV_MONTHLY (Data Elements)

XML Data Set Element Name	Description	Data Type	Constraints	Required By IMO?
TRADE_MONTH	Should be first day of the trade	DATE	UK, NN	Y

XML Data Set Element Name	Description	Data Type	Constraints	Required By IMO?
	month. (DD/MM/YYYY)			
CONTRACT_ID	Identifier of the Contract	VARCHAR2(12)	UK, NN	Y
PARTICIPANT_NAME	see Common Data Types	VARCHAR2(12)	UK, NN	Y
ANC_SERV_TYPE	Type of ancillary service. Valid values are: LF – Load Following SR – Spinning Reserve FMR – Fifteen Minute Reserve LRR – Load Rejection Reserve DSS – Dispatch Support Service SRS – System Restart Service	VARCHAR2(4)	UK, NN	Y
PRICE_FLAG	Price Flag ('A' or 'P') to indicate if Amount or Price	CHAR(1)	NN	Y

XML Data Set Element Name	Description	Data Type	Constraints	Required By IMO?
	is applicable.			
ANC_SERV_TOTAL_MWH	Ancillary service total in MWh	NUMBER(11,3)	NN	Y
ANC_SERV_TOTAL_AMT	Cost for total Ancillary services	NUMBER(10,2)	NN	Y
ANC_SERV_PRICE	Price of Ancillary service in \$/MWh	NUMBER(10,2)	NN	Y

[3-6-203.5.21](#) ANC_SERV_MONTHLY_QTY

Transfer Timing: Monthly on the first Business Day of the second month following the month in which the Trading Month commenced.

Description: The table below lists data elements to define Ancillary Services monthly quantity data.

Rule Reference: Clause 3.22.3.

~~3.4.1-19~~ ANC_SERV_MONTHLY_QTY (Data Elements)

XML Data Set Element Name	Description	Data Type	Constraints	Required By IMO?
TRADE_DATE	see Common Data Types	DATE	UK, NN	Y
DELIVERY_DATE	see Common Data Types	DATE	UK, NN	Y

XML Data Set Element Name	Description	Data Type	Constraints	Required By IMO?
DELIVERY_HOUR	see Common Data Types	NUMBER(2,0)	UK, NN	Y
DELIVERY_INTERVAL	see Common Data Types	NUMBER(2,0)	UK, NN	Y
PARTICIPANT_NAME	see Common Data Types	VARCHAR2(12)	UK, NN	Y
ANC_SERV_TYPE	Type of ancillary service. Valid values are: LF – Load Following SR – Spinning Reserve FMR – Fifteen Minute Reserve LRR – Load Rejection Reserve DSS – Dispatch Support Service SRS – System Restart Service	VARCHAR2(4)	UK, NN	Y
ANC_SERV_MWH	Ancillary service in MWh	NUMBER(10,3)	NN	Y

[3-6.213.5.22](#) **SM_TEMPERATURE_DATA**

Transfer Timing: Daily transfer by 12:00 PM.

Description: The table below lists data elements to define temperature data used for settlements.

Rule Reference: Clause 7.13.1(cB).

[3.4.1-20](#) **SM_TEMPERATURE_DATA (Data Elements)**

XML Data Set Element Name	Description	Data Type	Constraints	Required By IMO?
PARTICIPANT_NAME	see Common Data Types	VARCHAR2(12)	UK, NN	Y
RESOURCE_NAME	see Common Data Types	VARCHAR2(32)	UK, NN	Y
TRADE_DATE	see Common Data Types	DATE	UK, NN	Y
DAILY_MAX_TEMP	Daily Maximum Temperature	NUMBER(4,1)	NN	Y

[3-6.223.5.23](#) **SM_FUEL_INFORMATION**

Transfer Timing: Transferred on demand, as soon as practicable after System Management receive this information from Market Participants.

Description: The table below lists the data elements to define the Trading Interval level fuel for each Resource, where System Management has received a notification from the Market Participant about a fuel change. This information should only be provided by System Management for Facilities that actually declare a change in fuel (and only for the Trading Intervals to which this is applicable) after the fuel declarations have been provided to System

Management by the IMO.

Rule Reference: Not applicable.

3.4.1-21 SM_FUEL_INFORMATION (Data Elements)

XML Data Set Element Name	Description	Data Type	Constraints	Required by IMO?
PARTICIPANT_NAME	see Common Data Types	VARCHAR2(12)	UK, NN	Y
RESOURCE_NAME	see Common Data Types	VARCHAR2(32)	UK, NN	Y
RESOURCE_TYPE	Resource Type. SG - Scheduled Generation (Currently this information is only required for a Scheduled Generator)	VARCHAR2(4)	UK, NN	Y
TRADE_DATE	see Common Data Types	DATE	UK, NN	Y
DELIVERY_DATE	see Common Data Types	DATE	UK, NN	Y
DELIVERY_HOUR	see Common Data Types	NUMBER(2)	UK, NN	Y
DELIVERY_INTERVAL	see Common Data Types	NUMBER(2)	UK, NN	Y
FUEL_IN_USE	Fuel in Use Flag L – Liquid	CHAR(1)		Y

XML Data Set Element Name	Description	Data Type	Constraints	Required by IMO?
	N - Non-liquid			

[3.6.233.5.24](#) SM_SCADA_TEMPERATURE_DATA

Transfer Timing: Daily transfer by 12:00 PM for SCADA temperature data for the previous Trading Day.

Description: The table below lists the data elements to derive interval based temperature data. SCADA temperature is used in the calculation of RCOQ and Reserve Capacity testing by the IMO.

Rules Reference: Clause 7.13.1(cB).

[3.4.1-22](#) SM_SCADA_TEMPERATURE_DATA (Data Elements)

XML Data Set Element Name	Description	Data Type	Constraints	Required By IMO?
TEMP_ID	Temperature ID	VARCHAR2(32)	UK, NN	Y
READING_TIME	Reading timestamp	DATE	UK, NN	Y
TEMPERATURE	Temperature reading in C	NUMBER(4,1)	NN	Y

[3.6.243.5.25](#) LOADWATCH_LOAD_FORECAST

Transfer Timing: [By 1 December 2013, Weekly](#) transfer by 9:00 AM, each Monday for a five day forecast [for duration of the Hot Season](#).

Description: The table below lists the data elements to define operational Load Forecast data for the next five days.

Rules Reference: Clause 2.1.2(e).

3.4.1-23-LOADWATCH_LOAD_FORECAST (Data Elements)

XML Data Set Element Name	Description	Data Type	Constraints	Required By IMO?
TRADE_DATE	see Common Data Types	DATE	UK, NN	Y
OPERATIONAL_LOAD_MW	Operational load in MW. Forecasted total loss adjusted generator sent out energy.	NUMBER(11,3)	NN	Y

3.6-253.5.26 LOADWATCH_TEMP_FORECAST

Transfer Timing: [By 1 December 2013W](#) weekly transfer by 9:00 AM, each Monday for a five day forecast [for duration of the Hot Season](#).

Description: The table below lists the data elements to define day based minimum and maximum temperature forecast data used by Load Forecast for the next five days.

Rules Reference: Clause 2.1.2(e).

3.4.1-24-LOADWATCH_TEMP_FORECAST (Data Elements)

XML Data Set Element Name	Description	Data Type	Constraints	Required By IMO?
TRADE_DATE	see Common Data Types	DATE	UK, NN	Y
MAX_TEMP	Maximum temperature	NUMBER(4,1)	NN	Y

XML Data Set Element Name	Description	Data Type	Constraints	Required By IMO?
	forecasted for the trade date.			
MIN_TEMP	Minimum temperature forecasted for the trade date.	NUMBER(4,1)	NN	Y

[3.6.263.5.27](#) SM_COMMISSIONING_TEST

Transfer Timing: [By 1 December 2013](#), Daily transfer by 8:30 AM.

Description: The table below lists the data elements to define Commissioning Test data and is used within the Settlements process. This interface was formally defined in Rule Change 2009 08 (Updates to Commissioning Provisions). This data must be transferred at resource level for all Market Participants including resources within the Verve Energy Balancing Portfolio.

Rules Reference: Clause 3.21A.16.

[3.4.1-25](#) SM_COMMISSIONING_TEST (Data Elements)

XML Data Set Element Name	Description	Data Type	Constraints	Required By IMO
participantName	Participant Short Name	VARCHAR2(12)	UK, NN	Y
resourceID	Resource ID	NUMBER(15,0)	UK, NN	Y
outageNumber	Outage ID	NUMBER(18, 0)	UK	Y
testPeriod[@start]	Commissioning Test Starting Period (DD/MM/YYYY)	DATE	UK, NN	Y

XML Data Set Element Name	Description	Data Type	Constraints	Required By IMO
	HH:MM)			
testPeriod[@end]	Commissioning Test Ending Period (DD/MM/YYYY HH:MM)	DATE	UK, NN	Y
Interval[@startTime]	Wraps the reported usage for an interval (DD/MM/YYYY HH:MM)	DATE	UK	Y
activePower	Quantity of active power	NUMBER(9, 3)	NN	Y
reactivePower	Quantity of reactive power	NUMBER(9, 3)	NN	Y
fuelMix	Compilation of up to 3 fuelTypes used for the interval	VARCHAR2(150)	NN	Y
fuelType	Fuel types available for Commissioning Test	VARCHAR2(50)	NN	Y
tripRisk	Risk of tripping H/M/L	CHAR(1)	NN	Y

[3.6.273.5.28](#) DISPATCH_ADVISORY

Transfer Timing: Transferred on demand, as soon as practicable after advisory is issued by System Management.

Description: The table below lists the data elements to define dispatch advisory data. A unique dispatch advisory is to be transferred for each situation requiring an advisory to be issued.

Rules Reference: Clauses 7.11.2, 7.11.3, 7.11.3A and 7.11.4.

3.4.1-26 DISPATCH_ADVISORY (Data Elements)

XML Data Set Element Name	Description	Data Type	Constraints	Required By IMO
DISPATCH_ADVISORY_ID	Dispatch Advisory ID	VARCHAR2(12)	NN	Y
ISSUE_DATE_TIME	Time Stamp of when the advisory was issued (DD/MM/YYYY HH24:MI:SS)	DATE	UK, NN	Y
WITHDRAWAL	Flag to indicate withdrawal of previously issued advisory Y – Withdrawal of previous dispatch advisory. N – New dispatch	CHAR(1)	UK, NN	Y

XML Data Set Element Name	Description	Data Type	Constraints	Required By IMO
	advisory			
WITHDRAWAL_DATE_TIME	Time Stamp of when the advisory was withdrawn. (DD/MM/YYYY HH24:MI:SS)	DATE		Y
OPERATING_STATE	Operating state at time of issue	VARCHAR2(150)	UK, NN	Y
START_DATE	Start Date of advisory (DD/MM/YYYY)	DATE	UK, NN	Y
START_HOUR	Hour of the Start time (0 – 23) e.g. 1 is 1am	NUMBER(2,0)	UK, NN	Y
START_INTERVAL	Interval within the Start Hour (1 or 2) 2 is interval starting on the	NUMBER(2,0)	UK, NN	Y

XML Data Set Element Name	Description	Data Type	Constraints	Required By IMO
	half hour			
END_DATE	End Date of Advisory (DD/MM/YYYY)	DATE		Y
END_HOUR	Hour of the End time (0 – 23) e.g. 1 is 1am	NUMBER(2,0)		Y
END_INTERVAL	Interval within the End Hour (1 or 2) 2 is interval starting on the half hour	NUMBER(2,0)		Y
DA_CODE	Dispatch Advisory Code indicating purpose: O – Other DA Code will be expanded in	CHAR(1)	NN	Y

XML Data Set Element Name	Description	Data Type	Constraints	Required By IMO
	future as codes are developed by System Management.			
DETAILS	Description of Dispatch Advisory	VARCHAR2(500)	NN	Y
SM_ACTION	Description of action that System Management will take in relation of the Dispatch Advisory	VARCHAR2(500)	NN	Y
MP_ACTION_REQUIRED	Description of action that Market Participants and Network Operator must take.	VARCHAR2(500)		Y
MP_ACTION_OPTIONAL	Description of action that Market Participants may take.	VARCHAR2(500)		Y

3-6-283.5.29 ST_PASA

Transfer Timing: [By 1 December 2013, Weekly](#) – every Thursday by 4:30 PM.

Description: The table below lists the data elements to define the Short Term PASA data.

The Market Rules requires System Management to perform the ST PASA study every Thursday, covering the period from 8:00 AM of the following Friday for the following three weeks. The resolution of the ST PASA is six-hourly interval.

Rules Reference: Clause 3.17.1(a).

3.4.1-27 ST_PASA (Data Elements)

XML Data Set Element Name	Description	Data Type	Constraints	Required By IMO
RUN_DATETIME	The date and time of the ST PASA. DD/MM/YYYY HH24:MI:SS	DATE (DD/MM/YY YY HH24:MI:S S)	UK, NN	Y
INTERVAL_DATETIME	The date and time at the 6-hour ST PASA study interval that the remaining data on the row applies DD/MM/YYYY HH24:MI:SS	DATE (DD/MM/YY YY HH24:MI:S S)	UK, NN	Y
PEAKLOAD_MEAN	The system load that is expected (in MW)	NUMBER(9,3)	NN	Y

XML Data Set Element Name	Description	Data Type	Constraints	Required By IMO
PEAKLOAD_MEANP1 SD	The system load that is expected to occur or be exceeded 10% of the time (in MW)	NUMBER(9,3)	NN	Y
PEAKLOAD_MEANP2 SD	The system load that is expected to occur or be exceeded 2% of the time (in MW)	NUMBER(9,3)	NN	Y
INSTALLED_GENERATION	The system installed generation on a sent out basis including both scheduled and non-scheduled generators (in MW)	NUMBER(9,3)	NN	Y
AVAILABLE_GENERATION	The system installed generation on a sent out basis including both scheduled and non-scheduled generators (in MW) less any scheduled generation undergoing an approved outage	NUMBER(9,3)	NN	Y
AVAILABLE_DEMAND RESPONSE	The system available demand side capacity on	NUMBER(9,3)	NN	Y

XML Element Name	Data Set	Description	Data Type	Constraints	Required By IMO
		a sent out basis including both curtailable and dispatchable loads (in MW)			
UNSECURE_CAPACITY_MARGIN		PEAKLOAD_MEANP2SD less AVAILABLE_GENERATION less AVAILABLE_DEMANDRESPONSE on a sent out basis (in MW)	NUMBER(9,3)	NN	Y
TRANSMISSION_CONSTRAINT_QTY		Reserved for future use	NUMBER(9,3)		Y
AVAILABLE_SUPPLY_CAPACITY		AVAILABLE_GENERATION plus AVAILABLE_DEMANDRESPONSE on a sent out basis (in MW)	NUMBER(9,3)	NN	Y
PASA_RESERVE_MARGIN			NUMBER(9,3)	NN	Y
RESERVE_CAPACITY_REQ		Minimum Reserve Margin allowable for outage planning on a	NUMBER(9,3)	NN	Y

XML Data Set Element Name	Description	Data Type	Constraints	Required By IMO
	sent out basis (in MW)			
LOWCAPACITYRES_ COND	Flag indicating that CAPACITY_PLANNING_MARGIN is less than RESERVE_CAPACITY_REQ 0 for no 1 for yes	CHAR(1)	NN	Y
LOAD_FOLLOW_AS_ CAPREQ	Minimum Load Following Ancillary Service requirement on a sent out basis (in MW)	NUMBER(9 ,3)	NN	Y
LOWLOADFOLOW_C OND	Flag indicating that available load following ancillary service capacity is less than LOAD_FOLLOW_AS_CAPREQ 0 for no 1 for yes	CHAR(1)	NN	Y
SPINRES_AS_CAPRE Q	Minimum Spinning Reserve Ancillary Service requirement on a sent out basis (in MW)	NUMBER(9 ,3)	NN	Y

XML Data Set Element Name	Description	Data Type	Constraints	Required By IMO
LOWSPINRES_COND	Flag indicating that available spinning reserve ancillary service capacity is less than LOAD_FOLLOW_AS_CAPREQ 0 for no 1 for yes	CHAR(1)	NN	Y
READYRES_CAPREQ	Minimum Ready Reserve requirement on a sent out basis (in MW)	NUMBER(9,3)	NN	Y
LOWREADYRESERVE_COND	Flag indicating that available ready reserve capacity is less than READYRESERVE_CAPREQ 0 for no 1 for yes	CHAR(1)	NN	Y
LOADREJECT_ASREQ	Minimum Load Rejection Ancillary Service requirement on a sent out basis (in MW)	NUMBER(9,3)	NN	Y
LOWLOADREJECTRES_COND	Flag indicating that available load rejection ancillary service capacity is less than	CHAR(1)	NN	Y

XML Element Name	Data Set	Description	Data Type	Constraints	Required By IMO
		LOADREJECT_AS_CAPACITY_REQ 0 for no 1 for yes			
CAPACITY_PL_RESERVES_REQ		RESERVE_CAPACITY_REQ plus LOADFOLLOW_AS_CAPACITY_REQ plus SPINRES_AS_CAPACITY_REQ plus READYRES_CAPACITY_REQ on a sent out basis (in MW)	NUMBER(9,3)	NN	Y

[3-6-293.5.30](#) MT_PASA

Transfer Timing: [By 1 December 2013](#), Monthly – by the 15th day of the month.

Description: The table below lists the data elements to define the Medium Term PASA data.

Rules Reference: Clauses 3.16.1, 3.16.2 and 3.16.9.

[3.4.1-28](#) MT_PASA (Data Elements)

XML Element Name	Data Set	Description	Data Type	Constraints	Required By IMO
RUN_DATETIME		The date and time of	DATE	UK, NN	Y

XML Element Name	Data Set	Description	Data Type	Constraints	Required By IMO
		the MT PASA. DD/MM/YYYY HH24:MI:SS	(DD/MM/YYYY Y HH24:MI:SS)		
INTERVAL_DATE	TIME	The date at the start of the week long MT PASA study interval that the remaining data on the row applies DD/MM/YYYY	DATE (DD/MM/YYYY Y HH24:MI:SS)	UK, NN	Y
PEAKLOAD_MEAN		The system load that is expected (in MW	NUMBER(9,3)	NN	Y
PEAKLOAD_MEANP1 SD		The system load that is expected to occur or be exceeded 10% of the time (in MW)	NUMBER(9,3)	NN	Y
PEAKLOAD_MEANP2 SD		The system load that is expected to occur or be exceeded 2% of the time (in MW)	NUMBER(9,3)	NN	Y
INSTALLED_GENERATION		The system installed generation on a sent out basis including both scheduled and non-scheduled	NUMBER(9,3)	NN	Y

XML Data Set Element Name	Description	Data Type	Constraints	Required By IMO
	generators (in MW)			
AVAILABLE_GENERATION	The system installed generation on a sent out basis including both scheduled and non-scheduled generators (in MW) less any scheduled generation undergoing an approved outage	NUMBER(9,3)	NN	Y
AVAILABLE_DEMAND_RESPONSE	The system available demand side capacity on a sent out basis including both curtailable and dispatchable loads (in MW)	NUMBER(9,3)	NN	Y
UNSECURE_CAPACITY_MARGIN	PEAKLOAD_MEANP2SD less AVAILABLE_GENERATION less AVAILABLE_DEMANDRESPONSE on a sent out basis (in MW)	NUMBER(9,3)	NN	Y

XML Data Set Element Name	Description	Data Type	Constraints	Required By IMO
TRANSMISSION_CONSTRAINT_QTY	Reserved for future use	NUMBER(9,3)		Y
AVAILABLE_SUPPLY_CAPACITY	AVAILABLE_GENERATION plus AVAILABLE DEMANDRESPONSE on a sent out basis (in MW)	NUMBER(9,3)	NN	Y
PASA_RESERVE_MARGIN		NUMBER(9,3)	NN	Y
RESERVE_CAPACITY_REQ	Minimum Reserve Margin allowable for outage planning on a sent out basis (in MW)	NUMBER(9,3)	NN	Y
LOWCAPACITYRES_COND	Flag indicating that CAPACITY_PLANNING_MARGIN is less than RESERVE_CAPACITY_REQ 0 for no 1 for yes	CHAR(1)	NN	Y
LOAD_FOLLOW_AS_CAPREQ	Minimum Load Following Ancillary Service requirement on	NUMBER(9,3)	NN	Y

XML Data Set Element Name	Description	Data Type	Constraints	Required By IMO
	a sent out basis (in MW)			
LOWLOADFOLLOW_CONDITION	Flag indicating that available load following ancillary service capacity is less than LOAD_FOLLOW_AS_CAPREQ 0 for no 1 for yes	CHAR(1)	NN	Y
SPINRES_AS_CAPREQ	Minimum Spinning Reserve Ancillary Service requirement on a sent out basis (in MW)	NUMBER(9,3)	NN	Y
LOWSPINRES_COND	Flag indicating that available spinning reserve ancillary service capacity is less than LOAD_FOLLOW_AS_CAPREQ 0 for no 1 for yes	CHAR(1)	NN	Y
READYRES_CAPREQ	Minimum Ready Reserve requirement	NUMBER(9,3)	NN	Y

XML Data Set Element Name	Description	Data Type	Constraints	Required By IMO
	on a sent out basis (in MW)			
LOWREADYRESERVE_COND	Flag indicating that available ready reserve capacity is less than READYRESERVE_CAPACITY_REQ 0 for no 1 for yes	CHAR(1)	NN	Y
LOADREJECT_ASREQ	Minimum Load Rejection Ancillary Service requirement on a sent out basis (in MW)	NUMBER(9,3)	NN	Y
LOWLOADREJECTRESERVE_COND	Flag indicating that available load rejection ancillary service capacity is less than LOADREJECT_AS_CAPACITY_REQ 0 for no 1 for yes	CHAR(1)	NN	Y
CAPACITY_PL_RESERVES_REQ	RESERVE_CAPACITY_REQ plus LOADFOLLOW_AS_C	NUMBER(9,3)	NN	Y

XML Element Name	Data Set	Description	Data Type	Constraints	Required By IMO
		APREQ plus SPINRES_AS_CAPREQ plus READYRES_CAPREQ on a sent out basis (in MW)			

[3.6.303.5.31](#) COMPLIANCE

Transfer Timing: As required, or as defined by the relevant Market Rules reference.

Description: The table below lists the data elements to define compliance data.

Rules Reference: Clauses 7.10.7(a), 7.13.1A and 7.13.1(f).

[3.4.1-29](#) COMPLIANCE (Data Elements)

XML Element Name	Data Set	Description	Data Type	Constraints	Required By IMO
COMPLIANCE_ADVISORY_ID		Compliance Advisory ID	VARCHAR2(12)	UK, NN	Y
DISPATCH_ID		Unique identifier of Dispatch Instruction sent.	NUMBER(15,0)	UK	Y
OPERATING_ID		Unique identifier of Operating Instruction	NUMBER(15,0)	UK	Y

XML Data Set Element Name	Description	Data Type	Constraints	Required By IMO
	sent.			
AS_ACTIVATION_ID	Unique identifier of AS Activation Instruction sent.	NUMBER(15,0)	UK	Y
NC_SOURCE	SM – System Management VP – Verve Portfolio VS – Verve Standalone IP – IPP O – Other participant	CHAR(2)	UK, NN	Y
NC_REASON	Flag to indicate source of non-compliance: B – Balancing non-compliance. L – LFAS non-compliance O – Other non-compliance	CHAR(1)	UK, NN	Y
START_DATE	Start Date of non-compliance	DATE	UK, NN	Y

XML Data Set Element Name	Description	Data Type	Constraints	Required By IMO
	(DD/MM/YYYY)			
START_HOUR	Hour of the Start time (0 – 23) e.g. 1 is 1am	NUMBER(2,0)	UK, NN	Y
START_INTERVAL	Interval within the Start Hour (1 or 2) 2 is interval starting on the half hour	NUMBER(2,0)	UK, NN	Y
END_DATE	Last date of non-compliance (DD/MM/YYYY)	DATE		Y
END_HOUR	Last hour of the End time (0 – 23) e.g. 1 is 1am	NUMBER(2,0)		Y
END_INTERVAL	Last interval within the End Hour to be included. (1 or 2) 2 is interval starting	NUMBER(2,0)		Y

XML Data Set Element Name	Description	Data Type	Constraints	Required By IMO
	on the half hour			
QUANTITY	Quantity of non-compliance. (e.g. For Verve portfolio Balancing non-compliance this will be in MWh)	NUMBER(15,3)		Y
SM_RESPONSE	Reason for non-compliance / description of response that System Management took in relation to the non-compliance	VARCHAR2(1000)	NN	Y
MP_RESPONSE	Reason for non-compliance / description of response that Market Participant performed.	VARCHAR2(1000)		Y

[3-73.6 Data From System Management – Real Time Data](#)

[3-7-43.6.1 REAL_TIME_DATA](#)

Transfer Timing: Every 30 seconds, as soon as practicable after real-time.

Description: The format of the filename is DATASETNAME.yyyymmddhh24miss.xml. No

receipts or acknowledgements are generated for these files.

This data is provided on a “best endeavours” basis, and discrepancies may exist between this data and that provided through the Resource SCADA/Operational Load files. This information is currently provided for informational purposes to Market Participants via the IMO Website.

The table below lists the data set to define real-time data.

Rule Reference: Clause 10.5.1(z).

3.4.2-1 REAL_TIME_DATA (Data Elements)

XML Data Set Element Name	Description	Data Type	Constraints	Required By IMO?
TIME_STAMP	Time Stamp of when the data was collected (DD/MM/YYYY HH24:MI:SS)	DATE	UK, NN	Y
TRADE_DATE	see Common Data Types	DATE		Y
DELIVERY_DATE	see Common Data Types	DATE		Y
DELIVERY_HOUR	see Common Data Types	NUMBER(2,0)		Y
DELIVERY_INTERVAL	see Common Data Types	NUMBER(2,0)		Y
TOTAL_GENERATION	Total Generation	NUMBER(10,2)		Y

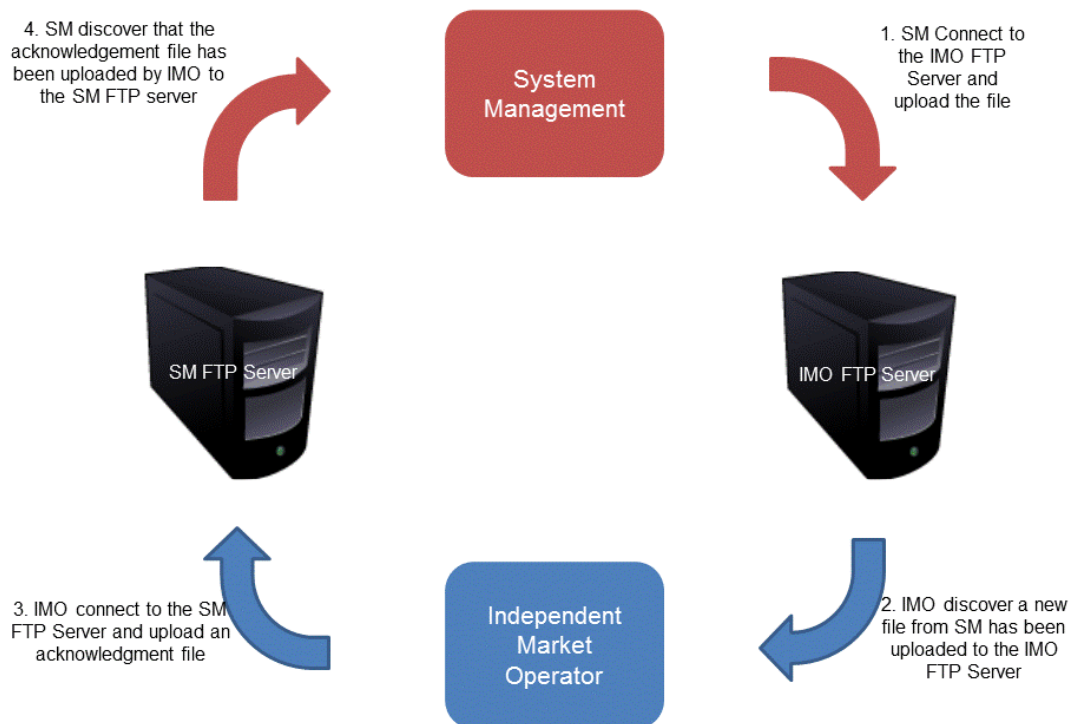
XML Data Set Element Name	Description	Data Type	Constraints	Required By IMO?
	(MWh))		
TOTAL_SPINNING_RESERVE	Total Spinning Reserve (MWh)	NUMBER(10,2)		Y
OPERATIONAL_LOAD_ESTIMATE	Operational Load Estimate (MWh)	NUMBER(10,2)		Y

4 DATA TRANSFER MECHANISM

4.1 Overview

4.1.1 A high level overview of the data transfer process for when System Management sends files to the IMO using FTP appears below:

System Management sends a file via FTP to Independent Market Operator



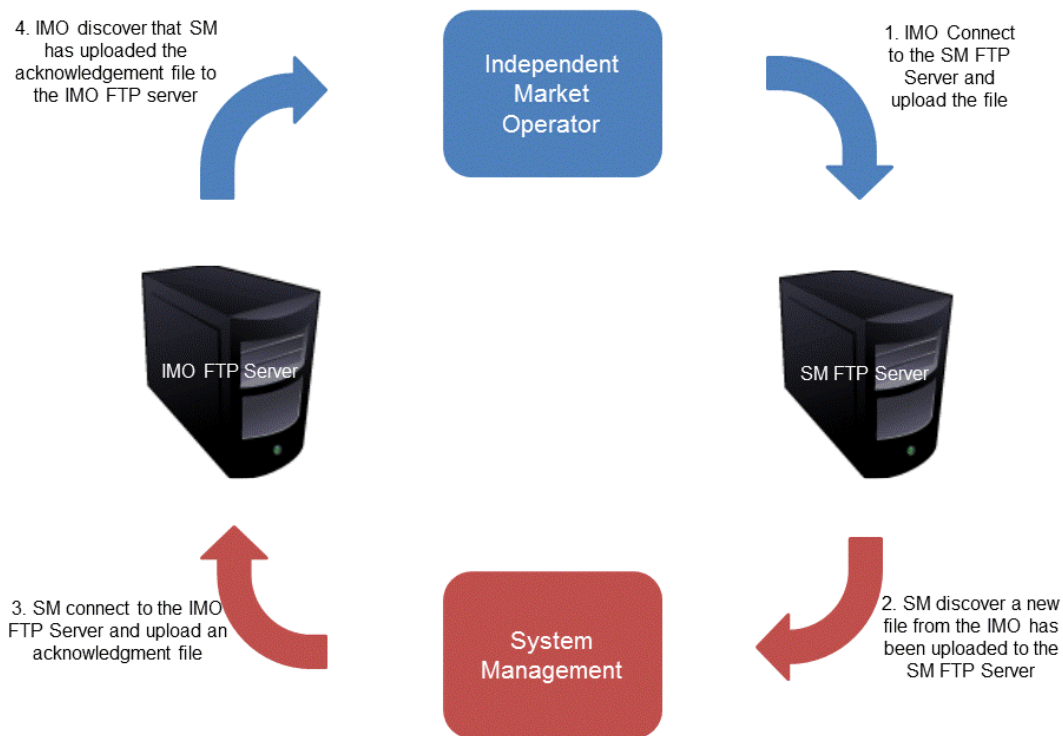
Special Conditions

- If the IMO FTP server becomes unavailable the IMO may advise System Management to use the IMO back-up server for FTP file transfers.
- If the System Management FTP server becomes unavailable, System Management may advise the IMO to use the System Management back-up server for FTP file transfers.
- The acknowledgement file must be generated and sent to System Management by the IMO following validation of a System Management initiated file transfer. The acknowledgement file contains file validation information to be used by the file transfer initiator to confirm the success of the transfer. If the acknowledgement file is not received by System Management within 5 minutes (or as defined in the Market Rules) of sending the file, System Management:

- i. must immediately contact the IMO to request the IMO to confirm the receipt and validation status of the file, or to re-upload the file, if the file has no substitute that can be used for processing; or
- ii. may contact the IMO to request the IMO to confirm the receipt and validation status of the file, or to re-upload the file, if the file has a substitute that can be used for processing.

4.1.2 A high level overview of the data transfer process for when the IMO sends files to System Management using FTP appears below:

Independent Market Operator sends a file via FTP to System Management



Special Conditions

- (a) If the System Management FTP server becomes unavailable, System Management may advise the IMO to use the System Management back-up server for FTP file transfers.
- (b) If the IMO FTP server becomes unavailable, the IMO may advise System Management to use the IMO back-up server for FTP file transfers.
- (c) The acknowledgement file must be generated and sent to the IMO by System Management following validation of an IMO initiated file transfer. The acknowledgement file contains file validation information to be used by the file transfer initiator to confirm the success of the transfer. If the acknowledgement file is not received by the IMO within 5 minutes (or as defined in the Market Rules) of sending the file, the IMO:

- i. must immediately contact System Management to request System Management to confirm the receipt and validation status of the file, or to re-upload the file, if the file has no substitute that can be used for processing; or
- ii. may contact System Management to request System Management to confirm the receipt and validation status of the file, or to re-upload the file, if the file has a substitute that can be used for processing.

4.2 File Standard

4.2.1 The type of files that are sent between the IMO and System Management using the FTP exchange mechanism described above is Extensible Markup Language (XML). Reference: <http://www.w3.org/XML/>

4.2.2 The filenames of data files sent between the IMO and System Management must have the following format:

DATASETNAME.yyyymmddhh24miss.xml
(the seconds (ss) are optional for all files except the REALTIME_DATA filenames)

Example:

RES_PLAN_INTERVAL.201109151048.xml

The timestamp in the filename represents the time at which the file is created.

4.2.3 Full file contents are defined in section 3 of this document.

Example:

```
<?xml version = '1.0'?>
<RES_PLAN_PART_INTERVAL>
  <ROW num="1">
    <PARTICIPANT_NAME>ALCOA</PARTICIPANT_NAME>
    <TRADE_DATE>24/07/2310</TRADE_DATE>
    <DELIVERY_DATE>21/07/2210</DELIVERY_DATE>
```

4.3 File Contents Validation

4.3.1 All XML files transferred must be well-formed. Well-formed means that the sent file has “begin” and “end” document tags. It also means that all other elements have “begin” and “end” tags and are nested properly.

4.3.2 The receiving party must validate the XML file for correct syntax to ensure that the file is not corrupt. This first check ensures any file received is good enough to be transferred to the IMO or System Management application server(s) for further processing. It does not, however, imply that the contents are correct.

4.3.3 In addition to this basic validation, the IMO and System Management may, by agreement, extend this file validation to aid the file transfer process.

4.4 Acknowledgement (Receipt) File

4.4.1 An acknowledgement file is a plain text file with no filename extension [with the exception of the files noted in section 4.4.4.](#)

4.4.2 The format of a [plain text](#) acknowledgement filename must be the received file's filename prefixed with 'receipt-' and with the filename extension ('.xml') removed:
receipt-filename

Example:

If the filename of the received file is RES_PLAN_INTERVAL.201109151048.xml

Then the filename of the acknowledgement would be

receipt-RES_PLAN_INTERVAL.201109151048

4.4.3 The content of ~~the a plain text~~ acknowledgment must be based on the file content's validation status. (See section 4.3)

Successfully parsed XML: SM-S-FILERECD: Successfully received well formed XML file <filename> at <current time>

System Management Successful Example:

```
SM-S-FILERECD: Successfully received well formed XML file MF_DELIVERY_PONTS.201005010030.xml at
20100514115344
```

IMO Successful Example:

```
IMO-S-FILERECD: Successfully received well formed XML file DISPATCH_VOLUMES.201005010030.xml at
20100514115344
```

Unsuccessful: IMO-E-FILERECD: Received poorly formed XML file <filename> at <current time>. Please check & resend.

IMO Unsuccessful Example:

```
IMO-E-FILERECD: Received poorly formed XML file DISPATCH_VOLUMES.201005010030.xml at 20100514115344. Please
check & resend.
```

System Management Unsuccessful Example:

```
SM-E-FILERECD: Received poorly formed XML file MF_DELIVERY_PONTS.201005010030.xml at 20100514115344.
Please check & resend.
```

4.4.4 The following acknowledgement files will be sent in XML format:

- VERVE PORTOFOLIO
- BALANCING MERIT ORDER
- FORECAST QUANTITIES
- LOAD FOLLOWING
- BLT CONTRACTS
- RES PLAN INTERVAL
- RC TEST REQUEST
- RC TEST CANCELLATION

4.4.5 The format of a XML acknowledgement filename must be consistent with the format agreed upon between the IMO and System Management.

4.5 Alternative/Backup Procedure

4.5.1 If files are failing to be sent and received using FTP, the IMO and System Management must support one another to identify and rectify the problem. During a Transfer Failure, the backup procedure will be activated:

- (a) Contact the corresponding Market Operations Team via phone informing them of the situation (a file not being sent or received).
- (b) Arrange for a backup transfer via backup FTP server (if available)
- (c) In event of automated FTP failure, arrange for a manual FTP transfer.
- (d) In the event of total FTP failure, arrange for transfer via email. The relevant contact details are:

Email:

IMO – Market Operations: operations@imowa.com.au

System Management: market.operations@westernpower.com.au

Phone:

IMO – Market Operations: (08) 9254 4336

System Management: (08) 9427 5943

4.6 FTP Server Details

- 4.6.1 The IMO and System Management must inform each other in advance when they switch between the Production and Backup Servers. This will give the other party time to point to the FTP Server that is now being used. In general the backup server will only be used when the primary system has become unavailable or is overloaded.