

## Sylvania KENSINGTON MK2



**SYLVANIA**


The Sylvania KENSINGTON MK2 combines tradition with modern architecture and the latest in LED light source technology to provide a classic gas lantern replica from the early days of road lighting.

The luminaire is cast from aluminium and incorporates acrylic refractor panels. Compliance is to AS1158 Category P Minor Road Lighting standards and AS1158.6 where applicable; the KENSINGTON MK2 is therefore suitable for Roadway P Category applications as well as car park and amenity illumination.

The standard colour finish is satin black powder coat with special colours available to order. The control gear is integral and housed in the top section of the luminaire.

IP 66

IK 07



URBAN & RESIDENTIAL STREETS



BIKE & PEDESTRIAN PATHS



LARGE AREAS



RAILWAY STATIONS & METROS

## MAIN APPLICATIONS


- Urban and residential streets
- Bike and pedestrian paths
- Large areas
- Railway stations and metros

## KEY ADVANTAGES

- 16W, 30W system wattage
- Integral control gear
- IP66 sealed optical and gear chamber
- Standard & Shade version available
- IK07
- CRI>70
- Ambient temperature 40°C
- 20 year design life
- Available in Colour Temperature of 4000K standard, 3000K optional
- Limited Warranty: 5 years
- Polyester powdercoat finish in satin black as standard



KENSINGTON MK2 when fitted with Heritage bars provides a classic lantern look from early road lighting periods



Bird spike accessory available to birdproof the KENSINGTON MK2



Post top mounting

SCS is focused on Smart Control technologies, delivering solutions to clients that enable these Smart LED luminaires to become smarter.

The equipped NEMA sockets on the luminaire connects a Smart Light Point Controller/ Node with an easy twist and lock mechanism. The Light Point Controllers enables these luminaires to be connected to a dedicated network and a User-Interface on a computer, which allows these luminaires to be remotely managed.

## Key benefits:



### Constant Light Output (CLO)

Additional energy savings (over 20%) by using the Constant Light Output (CLO) and Virtual Light Output (VLO) functionality



### Dimming schedules

Reducing the amount of light when not required, thereby reducing light glow as well as get further energy savings



### Pro-active maintenance

The system reports errors and failures as they occur, helping to repair/ restore the luminaires pro-actively



### Smart City devices

Connect additional Smart City devices including Air-quality monitors, Noise sensors, Motion sensors etc



For more information on smart controls contact: [info@scs-schreder.com](mailto:info@scs-schreder.com)

**GENERAL INFORMATION**

Recommended installation height	4m - 6m
Driver included	Yes
RCM Mark	Yes
ROHS compliant	Yes
Testing standard	EMC compliant: AS/NZS CISPR15 Luminaires Performance: AS/NZS 60598.1 & AS/NZS 60598.2.3 Lighting for Roads and Public Spaces: SA/SNZ TS 1158.6

**HOUSING AND FINISH**

Housing	Die-cast aluminium body
Protector	Injection moulded Acrylic
Housing finish	Polyester powdercoated finish
Standard colour(s)	Black Any other colour on request
Tightness level	IP66
Impact resistance	IK07

**PERFORMANCE**

Lumen efficacy	> 100lms/w
----------------	------------

**ELECTRICAL INFORMATION**

Electrical class	Class I / Class II
Nominal voltage	230V - 50Hz
System watts	16W, 30W
Power factor (at full load)	> 0.9
Surge protection options (kV)	10kV
Electromagnetic compatibility (EMC)	AS/NZS CISPR15
Control protocol(s)	DALI / 1-10V
Socket(s)	NEMA 7 pin
Sensor(s)	Devices & sensors for smart city applications

**OPTICAL INFORMATION**

LED colour temperature	4000K/ 3000K
Colour rendering index (CRI)	≥ 70
Upward Light Output Ratio (ULOR)	<1%
Lumen Maintenance	≥ L90 @ 88000 hours

**OPERATING CONDITIONS**

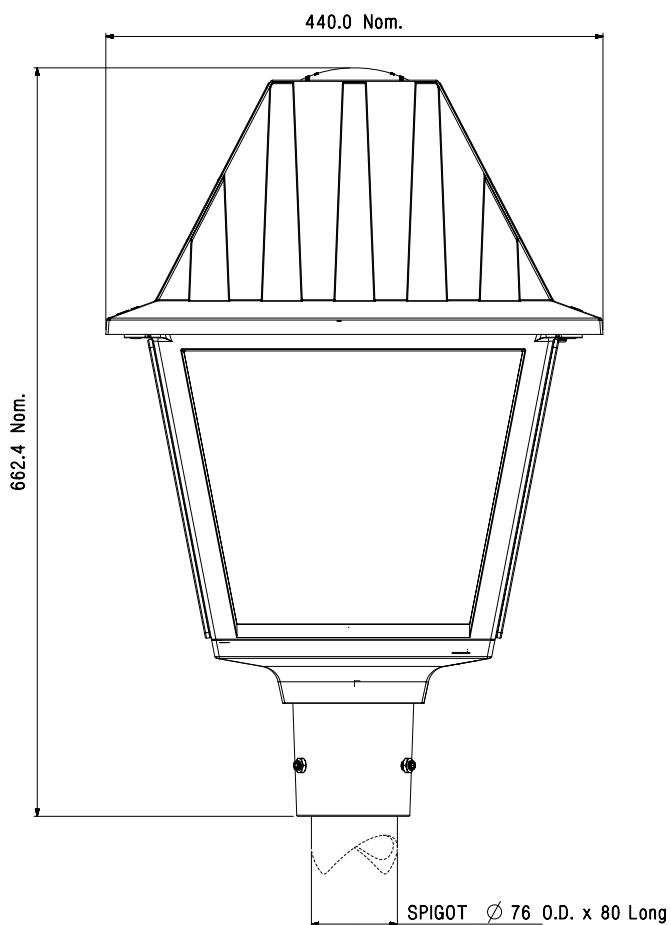
Temperature range from operation (Ta)	-10°C to +40°C
---------------------------------------	----------------

(\*) Depending on the configuration of the luminaire. For more details, contact us.

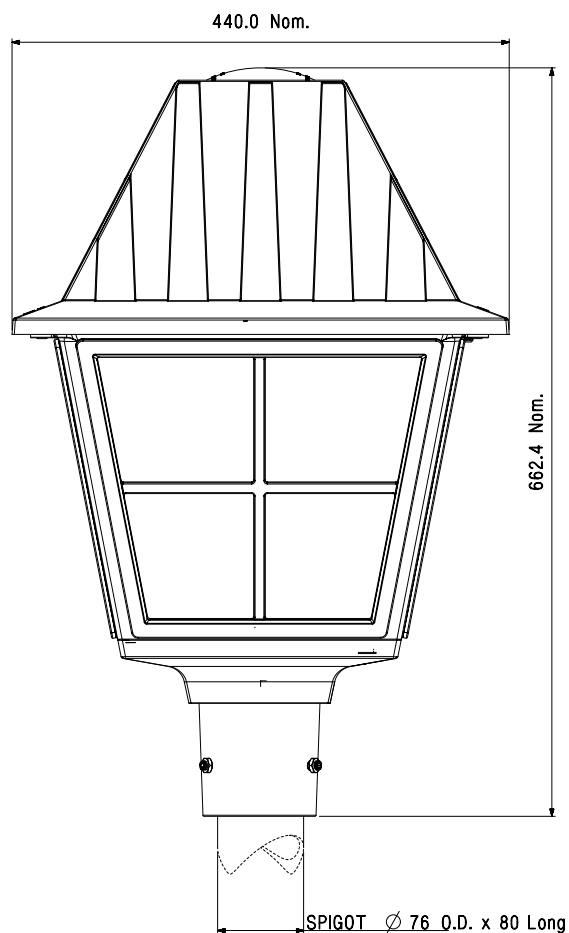
**DIMENSIONS AND MOUNTING**

W x H x D (mm)	440 x 662.4 x 440
Weight (kg)	9
Mounting possibilities	76mm post top

**KENSINGTON MK2**



**KENSINGTON MK2 complete with Heritage bars**



**KENSINGTON MK2**

Product Code	Name	Beam Dist.	System Power (W)
KX47Z0001L16	KENSINGTON MK2 16W 4000K PBN7 0001	Type 3	16
KX47Z0001L30	KENSINGTON MK2 30W 4000K PBN7 0001	Type 3	30

**STANDARD CONFIGURATION:**

- LED Colour Temperature 4000K
- Electrical Class I
- Control Dimming / 1-10V  
NEMA 7 PIN  
NEMA Shorting Cap
- Colour Satin Black
- Options Refer to page 4

**ACCESSORIES**

KX00001	KTON MK2 HERITAGE BARS
BX00002	BIRD SPIKE