


<b>Test report no.:</b> <i>Prüfbericht Nr.:</i>	<b>AU222RIJ 001</b>	<b>Order No.:</b> <i>Auftrags-Nr.:</i>	<b>252104931</b>	Page 1 of 8 Seite 1 von 8
<b>Client Reference No.:</b> <i>Kunden-Referenz-Nr.:</i>	2126023	<b>Order date:</b> <i>Auftragsdatum:</i>	19-Sep-2022	
<b>Client:</b> <i>Auftraggeber:</i>	Braums Pty Ltd 104 Proximity Dr, Sunshine West, VIC 3020, Australia			
<b>Test item:</b> <i>Prüfgegenstand:</i>	LED Street Light			
<b>Identification/ Type No.:</b> <i>Bezeichnung / Typ-Nr.</i>	PX21C5R2			
<b>Order content:</b> <i>Auftrags-Inhalt:</i>	Lamp Circuit Power (LCP) Measurement			
<b>Test specification:</b> <i>Prüfgrundlage:</i>	Refer to page 2			
<b>Date of sample receipt:</b> <i>Wareneingangsdatum:</i>	21-Sep-2022			
<b>Test sample No.:</b> <i>Prüfmuster-Nr.:</i>	A003342462-001 - A003342462-010			
<b>Testing period:</b> <i>Prüfzeitraum:</i>	27-Sep-2022 to 29-Sep 2022			
<b>Place of testing:</b> <i>Ort der Prüfung:</i>	TUV Rheinland Australia Pty Ltd			
<b>Testing laboratory:</b> <i>Prüflaboratorium:</i>	TUV Rheinland Australia Pty Ltd			
<b>Test result*:</b> <i>Prüfergebnis*:</i>	Samples were submitted for measurement only, no compliance limits			
<b>tested by:</b> <i>geprüft von:</i>	<b>authorized by: /</b> <i>genehmigt von:</i>			
<b>Date:</b> 30-Sep-2022 <i>Datum:</i>	Sathvik Varma P./		<b>Issue Date:</b> 30-Sep-2022 <u>Daniel Ngo/</u> <i>Ausstellungsdatum:</i>	
<b>Position / Stellung:</b>	Expert	<b>Position / Stellung:</b>	Expert	
<b>Other /</b> <i>Sonstiges:</i>	-Power consumption measurement at rated voltage for AEMO (Australian Energy Market Operator) at lab condition (Ambient (20±5)°C, Relative Humidity (45–75)%).			
<b>Condition of the test item at delivery:</b> <i>Zustand des Prüfgegenstandes bei Anlieferung:</i>	Test item complete and undamaged			
* Legend: P(ass) = passed a.m. test specification(s) F(ail) = failed a.m. test specification(s) N/A = not applicable N/T = not tested				
* Legende: P(ass) = entspricht o.g. Prüfgrundlage(n) F(ail) = entspricht nicht o.g. Prüfgrundlage(n) N/A = nicht anwendbar N/T = nicht getestet				
<p><b>This test report only relates to the a. m. test sample. Without permission of the test center this test report is not permitted to be duplicated in extracts. This test report does not entitle to carry any test mark.</b></p> <p><i>Dieser Prüfbericht bezieht sich nur auf das o.g. Prüfmuster und darf ohne Genehmigung der Prüfstelle nicht auszugsweise vervielfältigt werden. Dieser Bericht berechtigt nicht zur Verwendung eines Prüfzeichens.</i></p>				

**Test report no.: AU222RIJ 001**

Page 2 of 8  
 Seite 2 von 8

**Remarks**

- 1 The equipment used during the specified testing period was calibrated according to our test laboratory calibration program. The equipment fulfils the requirements included in the relevant standards. The traceability of the test equipment used is ensured by compliance with the regulations of our management system. Detailed information regarding test conditions, equipment and measurement uncertainty is available in the test laboratory and could be provided on request.
- 2 As contractually agreed, this document has been signed digitally only. TUV Rheinland has not verified and unable to verify which legal or other pertaining requirements are applicable for this document. Such verification is within the responsibility of the user of this document. Upon request by its client, TUV Rheinland can confirm the validity of the digital signature by a separate document. Such request shall be addressed to our Sales department. An environmental fee for such additional service will be charged.
- 3 Test clauses with remark of \* are subcontracted to qualified subcontractors and described under the respective test clause in the report.  
 Deviations of testing specification(s) or customer requirements are listed in specific test clause in the report.
- 4 The decision rule for statements of conformity in this test report is based on the “Zero Guard Band Rule” and “Simple Acceptance” in accordance with ILAC G8:2019 and IEC Guide 115:2021, unless otherwise specified in the applied standard mentioned on Page 1 of this report or requested by the customer. This means that measurement uncertainty is not taken in account and hence also not declared in the test report.
- 5 This test report is based on assessment and tests applied to the specific test item(s) as submitted by the client. TÜV Rheinland Australia disclaims any and all responsibility or obligation for any other item.
- 6 LCP test was conducted on 10 fittings as per requested schemes.

**History of revision:**

N/A

**Options/accessories/ancillary equipment:**

The equipment was tested without any optional accessory installed. Hence, this report does not cover parameters that are influenced by the installation of optional accessory that might affect safety in the meaning of this standard.

**Uncertainty of equipment used:**

Equipment	Equipment No.	Range used	Uncertainty	Calibration Due Date
Digital Power Meter Model: WT310	MEL-1464	Voltage: 200V - 300V	±0.2V	21-Apr-2023
		Current: 1 A	±0.002A	
		Power: 115mW – 4.6kW	±2.5%	
		Power Factor: 1	±0.001pf	

**Test procedure:**

The submitted test samples (consisted of the supplied lamp and control gear combination, if applicable) for the lamp circuit power consumption measurement were placed in a draught free room and at the laboratory condition (Ambient (20±5)°C, Relative Humidity (45–75)%) for 24 hours before and during the measurement.

The test samples were connected to the power source and supplied with voltage and frequency as listed in “TABLE: Power Measurement”. The test samples were operated until the conditions of overall temperature equilibrium were established or at least 4 hours in stabilized operation with the supplied sources. Then the total power consumption measurements have been taken by power meter.

Test report no.: AU222RIJ 001

Page 3 of 8  
 Seite 3 von 8

**Product description**

1	<b>Product details:</b>	<p>LED Street Light</p> <p>Trademark / Manufacturer: Braums Pty Ltd</p> <p>Model: PX21C5R2</p> <p>Rating: 240Vac 50Hz 0.09A 21W; IP66 (LED compartment) IP24 (Gear compartment); IK06 ta: 40°C and CCT: 4K</p>
2	<b>Dimensions / Weight:</b>	<p>Approx dimension [L x W x H] in mm: 505 x 320 x 120</p> <p>Approx weight in kg: 5.92</p>
3	<b>Operating elements:</b>	<p>Built-in control gear</p> <p>Trademark / Manufacturer: Mean Well</p> <p>Model: LPF-25D-54</p> <p>Input rating: 100-240Vac 50/60Hz; 0.4A; 25.38W; IP67</p> <p style="text-align: center;"><math>\lambda</math>: 0.95; ta: 50°C; tc: 70°C</p> <p>Output rating: 54Vdc; 0.47A</p>
4	<b>Equipment / Accessories:</b>	N/A
5	<b>Used materials:</b>	N/A
6	<b>Other:</b>	Test sample(s), as well sample information, description, product details and intended usage was provided by customer.
7	<b>Test sample obtaining:</b>	<input checked="" type="checkbox"/> Sending by customer <input type="checkbox"/> Sampling by TÜV Rheinland Group <input type="checkbox"/> others:

Test report no.: AU222RIJ 001

Page 4 of 8  
Seite 4 von 8

TABLE: Power Measurement

	Test Item	Supply voltage (V)	Frequency (Hz)	Measured Input Power (W)	Measured Current (A)	Power Factor
1.	PX21C5R2	250.15	50	21.05	0.0892	0.9432
2.	PX21C5R2	250.09	50	20.67	0.0878	0.9416
3.	PX21C5R2	250.06	50	20.76	0.0881	0.9420
4.	PX21C5R2	250.01	50	20.76	0.0880	0.9433
5.	PX21C5R2	250.04	50	20.71	0.0881	0.9401
6.	PX21C5R2	250.04	50	21.17	0.0898	0.9428
7.	PX21C5R2	250.01	50	20.69	0.0879	0.9411
8.	PX21C5R2	250.04	50	21.26	0.0902	0.9424
9.	PX21C5R2	250.03	50	20.43	0.0869	0.9398
10.	PX21C5R2	250.08	50	20.75	0.0879	0.9433
<b>Average</b>		<b>250.06</b>	<b>50</b>	<b>20.83</b>	<b>0.0884</b>	<b>0.9420</b>

Test report no.: AU222RIJ 001	Page 5 of 8 Seite 5 von 8
Marking	



Rating label for LED street light




Rating label for LED control gear



Test report no.: AU222RIJ 001

Photo documentation



Product overview



Product overview

Photo documentation



Optical compartment




Surge protective device (SPD)



Test report no.: AU222RIJ 001

Page 8 of 8  
Seite 8 von 8

Photo documentation



Internal construction

End of the test report