

RoadLED



Aeroscreen Visor (Cut-off, CO)



Standard Visor (Semi Cut-off, SCO)

PRODUCT / PERFORMANCE SUMMARY

- High performance Roadway luminaire
- Designed specifically to meet Australian/New Zealand road lighting standards, complying with both AS/NZS 60598.2.3 & AS/NZS TS 1158.6 where appropriate
- The optics and LED light source are optimised to provide maximum spacings for compliance with AS1158-1.1 Category V
- The optical chamber sealed to IP66 ingress protection
- Control gear sealed to IP65
- CRI > 70
- Colour Temp: 4000K (Standard), 3000K and 5000K (optional)
- Limited Warranty: 5 years (refer to G.L. Terms and Conditions)
- Design life of 20 years

PRODUCT DESCRIPTION

The RoadLED is a state-of-the art road lighting luminaire that has been specifically designed and assessed in Australia for Australian/New Zealand major road lighting applications. The luminaire has been specifically engineered to comply with Australian Standards (Category V) allowing it to replace traditional high wattage High Pressure Sodium and Metal Halide luminaires that are used to illuminate major vehicular roads throughout ANZ.

The RoadLED is compliant to AS/NZS 60598.2.3 and SA/SNZ TS 1158.6 where appropriate, and is available in a range of wattages from 60W to 300W allowing it to be used in a multitude of new and existing road lighting installations.

Options:

- NEMA PE Base options –3-pin, 5-pin and 7-pin NEMA cell (standard)
- Polyester Powder-coated finish in various Dulux and RAL Colours
- Visor options – Standard, Aeroscreen
- Push in terminal block.
- Fused terminal block
- Class II version
- Surge protection device
- Anti-Glare Visors
- Louvers

SYLVANIA

PRODUCT SPECIFICATIONS

Electrical Characteristics:

- Input Voltage: 220-240V – 50/60Hz
- Power Factor: > 0.9
- System watts: 60W – 300W

Optical Characteristics:

- Standard & Aero screen visors available
- CCT: 4000K standard – 3000K & 5000K optional
- Lumen Maintenance: L90 at 88,000 hrs
- CRI: > 70
- Optical chamber independently sealed to IP66
- One for one replacement for traditional light sources 150W to 400W HPS/MH & MV (depending on wattage)

Mechanical Characteristics:

- Pressure die cast, marine grade, aluminium body
- Weight: 11.2kg – 13.6kg
- Self-cleaning acrylic visor
- IP66 Optic
- Stainless steel fasteners, latches and clips
- Easy to replace visor
- 43mm to 48mm Spigot Entry
- Hinged access cover with quick access clips

Control Characteristics:

- IP65 Control gear chamber
- DALI or 1-10V Control.
- NEMA – 3pin, 5pin & 7pin options available

Environmental & Standards:

- Ambient Operation Temps:- 10° C to 40° C
- Operating Humidity Range: 10%- 95% Relative humidity
- High Impact rating
- Ingress protection for weather proofing
- EMC compliant: AS/NZS CISPR15, EN/IEC 61000-3-2, EN/IEC 61000-3-3 Immunity EN 61547
- Complies to Technical Spec SA/SNZ TS 1158.6 – Luminaires Performance

ORDER CODES

Order Code	Description	Version	Nom. Wattage	Dimensions	Weight
PL9905L60	RoadLED 60W (SCO)	Semi-Cut off (SCO)	60W	786 x 346 x 159 mm	11.2kg
PL9915L60	RoadLED 60W (CO)	Aeroscreen (CO)	60W	786 x 346 x 159 mm	11.2kg
PL9905L70	RoadLED 70W (SCO)	Semi-Cut off (SCO)	70W	786 x 346 x 159 mm	11.2kg
PL9915L70	RoadLED 70W (CO)	Aeroscreen (CO)	70W	786 x 346 x 159 mm	11.2kg
PL9905L80	RoadLED 80W (SCO)	Semi-Cut off (SCO)	80W	786 x 346 x 159 mm	11.2kg
PL9915L80	RoadLED 80W (CO)	Aeroscreen (CO)	80W	786 x 346 x 159 mm	11.2kg
PL9905L90	RoadLED 90W (SCO)	Semi-Cut off (SCO)	90W	786 x 346 x 159 mm	11.2kg
PL9915L90	RoadLED 90W (CO)	Aeroscreen (CO)	90W	786 x 346 x 159 mm	11.2kg
PL9905L100	RoadLED 100W (SCO)	Semi-Cut off (SCO)	100W	786 x 346 x 159 mm	11.2kg
PL9915L100	RoadLED 100W (CO)	Aeroscreen (CO)	100W	786 x 346 x 159 mm	11.2kg
PL9905L120	RoadLED 120W (SCO)	Semi-Cut off (SCO)	120W	786 x 346 x 159 mm	11.2kg
PL9915L120	RoadLED 120W (CO)	Aeroscreen (CO)	120W	786 x 346 x 159 mm	11.2kg
PL9905L155	RoadLED 155W (SCO)	Semi-Cut off (SCO)	155W	786 x 346 x 159 mm	11.8kg
PL9915L155	RoadLED 155W (CO)	Aeroscreen (CO)	155W	786 x 346 x 159 mm	11.8kg
PL9905L175	RoadLED 175W (SCO)	Semi-Cut off (SCO)	175W	786 x 346 x 159 mm	11.8kg
PL9915L175	RoadLED 175W (CO)	Aeroscreen (CO)	175W	786 x 346 x 159 mm	11.8kg
PL9905L200	RoadLED 200W (SCO)	Semi-Cut off (SCO)	200W	786 x 346 x 159 mm	13.6 kg
PL9915L200	RoadLED 200W (CO)	Aeroscreen (CO)	200W	786 x 346 x 159 mm	13.6 kg
PL9905L250	RoadLED 250W (SCO)	Semi-Cut off (SCO)	250W	786 x 346 x 159 mm	13.6 kg
PL9915L250	RoadLED 250W (CO)	Aeroscreen (CO)	250W	786 x 346 x 159 mm	13.6 kg
PL9905L300	RoadLED 300W (SCO)	Semi-Cut off (SCO)	300W	786 x 346 x 159 mm	13.6 kg
PL9915L300	RoadLED 300W (CO)	Aeroscreen (CO)	300W	786 x 346 x 159 mm	13.6 kg

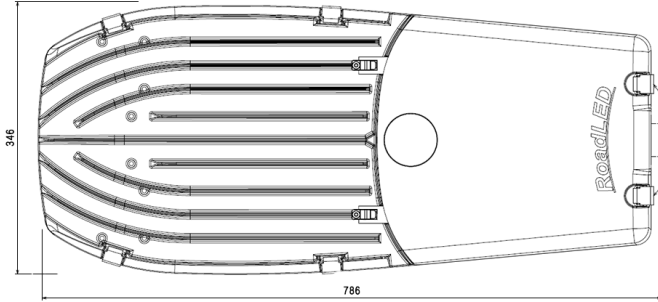
Other wattages available.

SYLVANIA

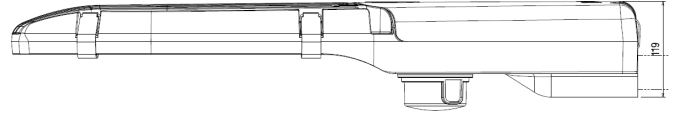
PHOTOMETRY

Please contact your Sylvania Lighting representative for photometric information.

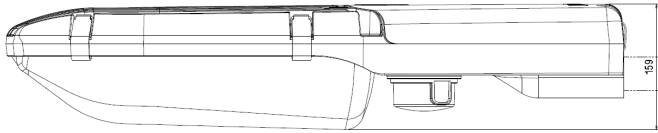
DIMENSIONS



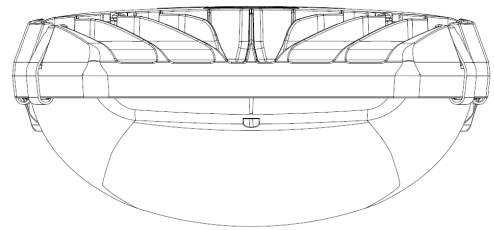
Top View



Side View
[with Aeroscreen (CO) Visor]



Side View
-[with Standard (SCO) Visor]



Front View
[with Standard (SCO) Visor]